

# *City of Peru*

## PARKS + RECREATION MASTER PLAN 2023-2027

APRIL 13, 2023

PREPARED FOR:  
THE CITY OF PERU PARKS AND RECREATION DEPARTMENT

PERU PARKS & RECREATION DEPARTMENT CITY OF PERU  
PARKS AND RECREATION BOARD


**Board Resolution Adopting Plan**

WHEREAS, the City of Peru Parks and Recreation Board is aware of the parks and recreation needs of the residents of Peru, Indiana, and

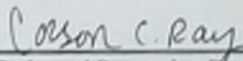
WHEREAS, the Board realizes the importance of sound planning in order to meet the needs of its citizens,

NOW, THEREFORE, BE IT RESOLVED that the City of Peru Parks and Recreation Board, by unanimous declaration, does adopt the City of Peru 5-year Comprehensive Parks and Recreation Master Plan as its official plan for the next five years, for the growth and development of the parks and recreation opportunities in Peru, Indiana.

Passed and signed this 13<sup>th</sup> of April, 2023

Signed:   
Parks and Recreation Board – President

ALISON M PAUL  
Printed Name

Attest:   
Parks and Recreation Board – ~~Vice President~~ Secretary

Carson Ray  
Printed Name

# ACKNOWLEDGMENTS

## PREPARED FOR:

Peru Parks and Recreation Department

## CONTACT INFORMATION:

Address: 75 Park Drive, Peru, IN 46970

Phone: (765) 472-2248

## PARK STAFF:

Cliff Helvie - Parks Superintendent

## PARK BOARD:

Alison Paul

Joe Green

Carson Ray

Josh Shuck

David Hoover

## STEERING COMMITTEE:

Jim Tidd

Patricia Russell

Drew Olson

Marylon Watson

Brooke Robertson

Beth Chaney

Kathleen Plothow

Heidi Wright

Mark Ramsey

Tommie Beattie

Rebecca Thoden

## PREPARED BY:



HWC Engineering

135 N. Pennsylvania Street, Suite 2800

Indianapolis, IN 46204

317. 347. 3663





Maconaquah Park



# TABLE OF CONTENTS

## 1 Introduction.....7

Overview  
Mission and Purpose  
Plan Methodology/Development  
Location of Peru  
Definition of Planning Area  
Public Input Methods  
Recommendation Summary

## 2 Community Profile.....13

Overview  
Demographic Summary  
Manmade, Historical, and Cultural Resources  
Natural Resources

## 3 Park System Inventory.....25

Management and Organization  
Recreation Programming  
Peru Park System  
Trails System  
Other Community Resources  
Current Park System Amenity Snapshot + Park  
Inventory Sheets  
Park Inventory Key  
Park Facility Types  
Accessibility and Universal Design

## 4 Needs Analysis.....49

Overview  
Current Park System Trends  
Trails and Greenways  
Current Programming Trends  
Public Input  
Key Analysis Takeaways

## 5 Recommendations.....67

Accomplishments Since Last Plan  
Plan Evaluation  
System-Wide Goals  
Action Plan  
Master Plans

## 6 Appendices.....79

Steering Committee Meetings  
Stakeholder Interviews  
Public Open House  
Public Survey Results  
Funding Sources

This page intentionally left blank





# INTRODUCTION

1

# OVERVIEW

The Peru Parks and Recreation Department manages a park system that includes six parks encompassing nearly 240 acres of park space and facilities. This valuable resource, along with a dedicated administration that is focused on improving its parks, trails, and overall quality of life for its residents, places the stewardship and improvement of the parks system as a high priority within the community. These improvements will not only improve the physical and mental well-being of the community but will also provide new and exciting opportunities for growth and development throughout the city.

## Mission and Purpose

The purpose of this Five-Year Parks and Recreation Master Plan is to help identify how the Peru Parks and Recreation Department can expand and improve their park system, with the overall goal of improving the quality of life for its residents and visitors. This will be accomplished by providing new opportunities for activity, growth, and education. This is further outlined in the mission statement as follows:

**Park Mission**  
The Peru Parks and Recreation Department shall endeavor to develop and maintain quality parks and facilities; to provide recreational opportunities and services; and to preserve open/natural space which will enhance the social, physical and emotional well-being of all residents.

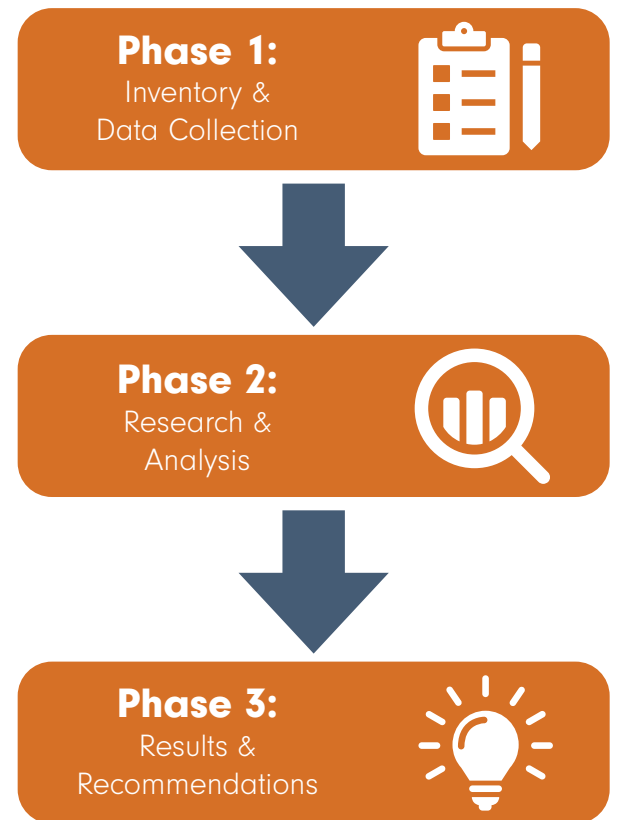
The plan provides a decision-making framework for recreational programs, municipal parks, and facilities that are accessible to the entire community. This will not only consider the local residents, but regional visitors to this area as well. The framework is established to meet the needs of an ever changing and growing population, as well as to promote the use and appreciation of the facilities and programs throughout the next five years.

## Plan Methodology/ Development

The development of this plan was done through a process of inventory, data collection, research, stakeholder interviews, a public survey, and public input sessions. All elements of this process helped to inform and shape the outcomes and recommendations that are outlined in this

plan. This information that was collected throughout this process is summarized within the content of the plan in order to help inform future decisions.

The collected input from the community and its leaders is the foundation for this plan. Therefore, future implementation will equally benefit both residents and visitors, through continued support, cooperation, and guidance from the community as a whole.







Wabash River Overlook at River Walkway Park



# LOCATION OF PERU

Located in north central Indiana along the Wabash River, the City of Peru is just 80 miles north of Indianapolis. It is the county seat of Miami County and the most populous city within the county. The surrounding regional communities are primarily agricultural economies making Peru an important regional commercial and social activity center within the county.

## Definition of Planning Area

For the purposes of this plan, the limits shown on Figure 1.2 to the right, are generally considered to be the corporate limits of the City of Peru. This map indicates the planning area and provides an overview of the location of the community within Miami County. In addition, this map begins to highlight some of the major features that impact and shape parks and recreation throughout the region. These include the city's main parks, waterways, and major vehicular circulation. While the majority of Peru's parks users come from within the city, there is a large percentage of users that live within the surrounding communities, making it crucial for the parks to be able to accommodate and support a wide variety of users and user groups. More information on the community can be found within the Community Profile chapter.

## Public Input Methods

The three methods outlined below were used to collect public input and engagement:

- A series of virtual stakeholder interviews were held on the week of October 24 – October 28, 2022. Six total stakeholders were interviewed, and represented a variety of different roles within the community. More information can be found in the Needs Analysis chapter of this document.
- A public survey was created and made available online to the public. The survey was used to understand how residents and visitors currently use the parks and recreational programs, as well as what improvements are desired within the park system. The survey was advertised online via the city's website, Facebook page, and was promoted at the stakeholder meetings and public workshop.
- A public workshop was held on February 27, 2023 at 4 p.m. at the 7 Pillars Brewing Co. in downtown Peru. This was an opportunity for the community to share any concerns or ideas in regards to the plan.

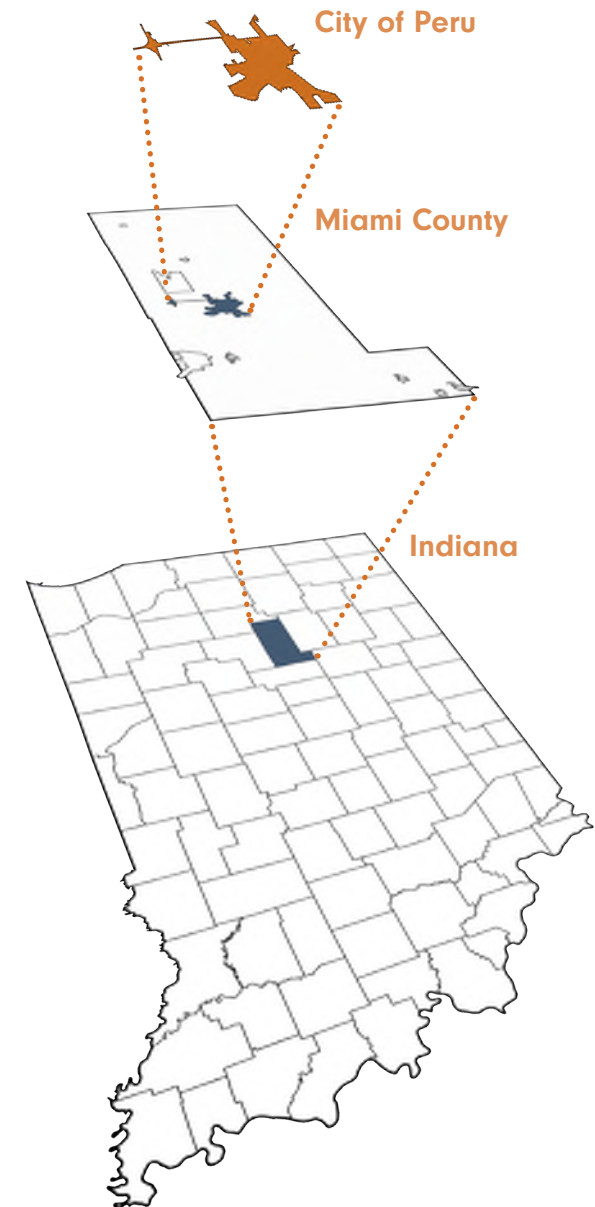


Figure 1.1: Location of Peru



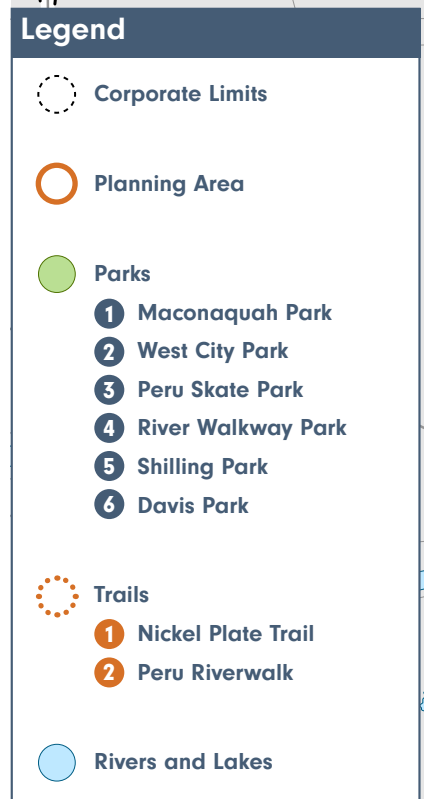
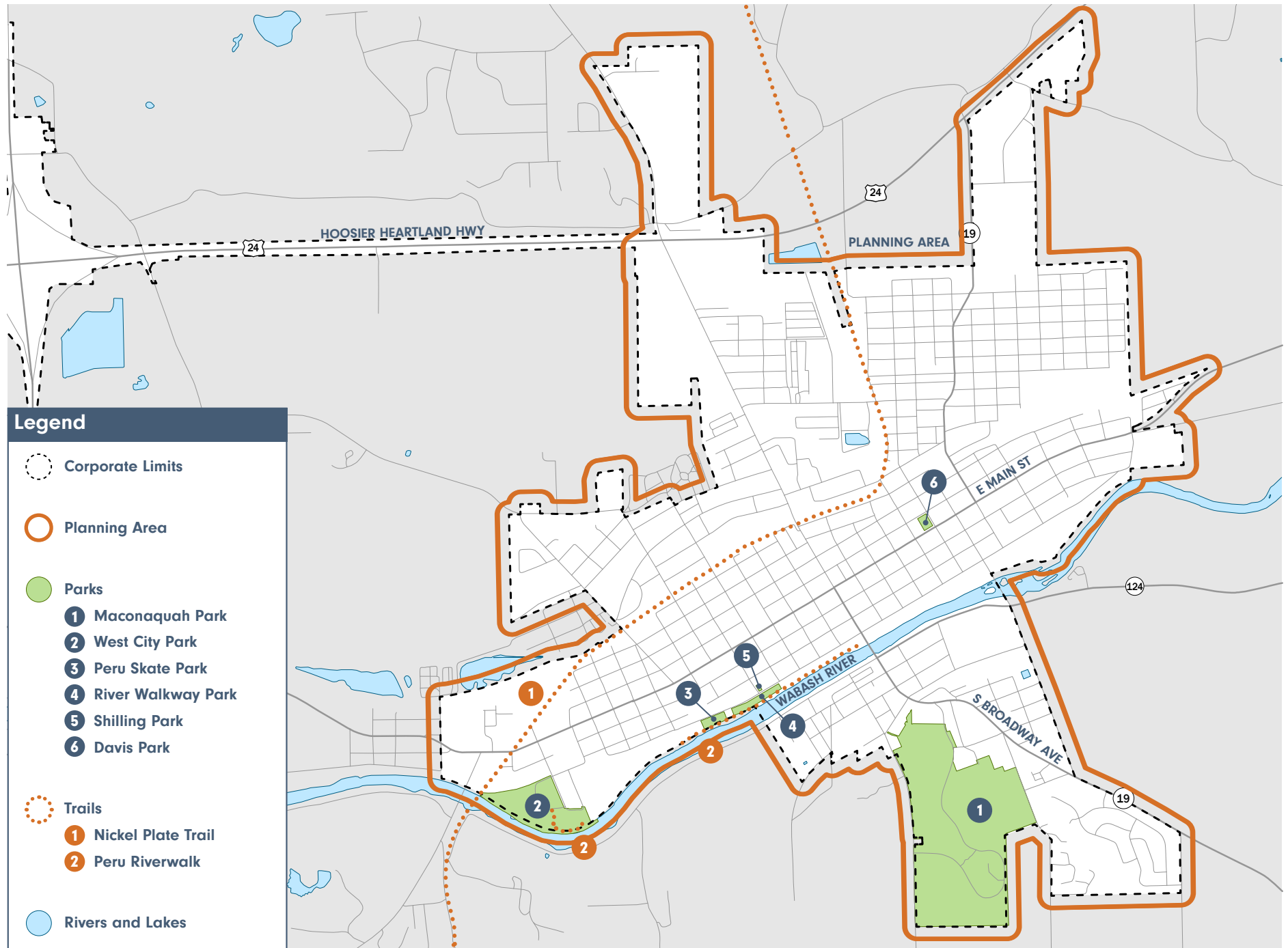


Figure 1.2: Definition of Planning Area

# RECOMMENDATION SUMMARY

Throughout the planning process, a variety of system wide goals and recommendations were considered. The following four goals were determined to be the highest priority for the Parks and Recreation Department to focus on for the next five years. Objectives that support these goals can be found in the Recommendations chapter of this document.



Figure 1.3: Recommendation Summary



# COMMUNITY PROFILE

# 2

# DEMOGRAPHICS

## Overview

Analysis was done on a broad range of demographic trends both within the City of Peru and throughout the state of Indiana. These trends can be used to help indicate specific needs within a community. The information taken from this, was used as a tool to influence and inform the proposed recommendations found within the plan. The following trends that can be found within this chapter include – population, age, housing market, households, education, and income. In addition, this chapter also provides insight on the City of Peru’s man-made, cultural, historic, and natural features.

## Population Forecast

The population of Peru is predicted to stay at the current number with no significant increase or decrease based on the projections from 2020 to 2027.

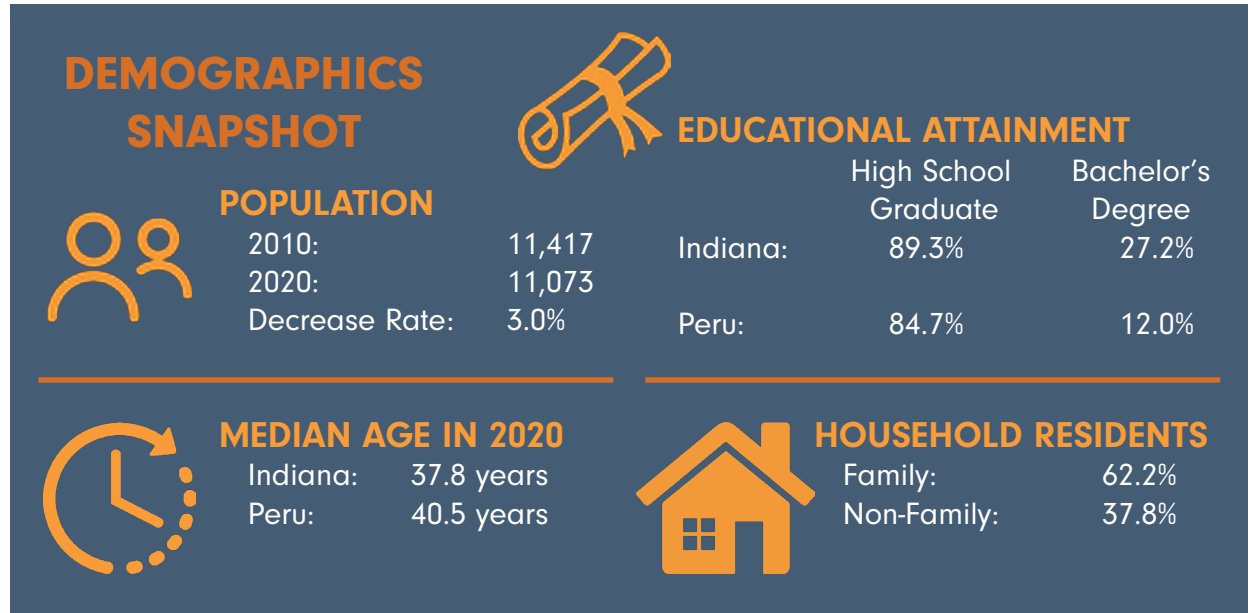


Figure 2.1: Demographics Snapshot  
Data Source: American Community Survey 2020 5-Year Estimates

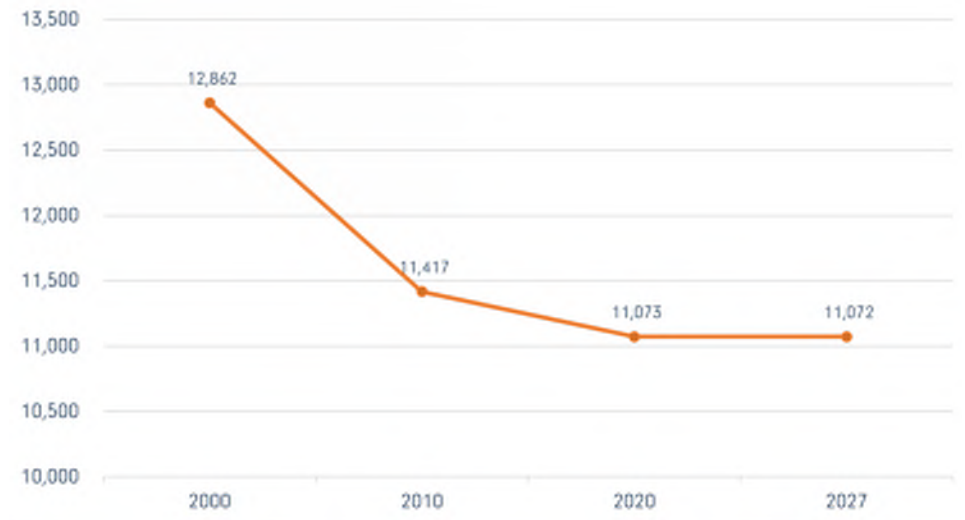


Figure 2.2: Population Chart of Peru, 2020  
Data Source: American Community Survey 2020 5-Year Estimates



## Population & Age

The population of Peru has decreased at a rate of 11.2% between the years 2000 and 2010. By the year 2020, the decrease rate lowered to 3.0% and has slowly steadied since. As of 2020, the population of males to females is about 50:50, ranging from all ages. All new facilities and services should cater to all ages, while keeping in mind who the city's largest audience group is and how it may affect their outcome.

Looking at Figure 2.3 to understand the city's largest audience group, it can be seen that most of the population is between the ages of 10-14 and between 50-54. The data reflects that the population consists of younger families with children who may have a need for several options for recreational programs and facilities for both active and passive activities.

## Ethnicity

As shown in Figure 2.4, Peru's ethnicity distribution aligns similar with the State of Indiana. While this does not directly indicate a need for additional cultural facilities, the implementation of such facilities could help to increase ethnic diversity and awareness within the city. These facilities could include things such as art installments or informative signage.

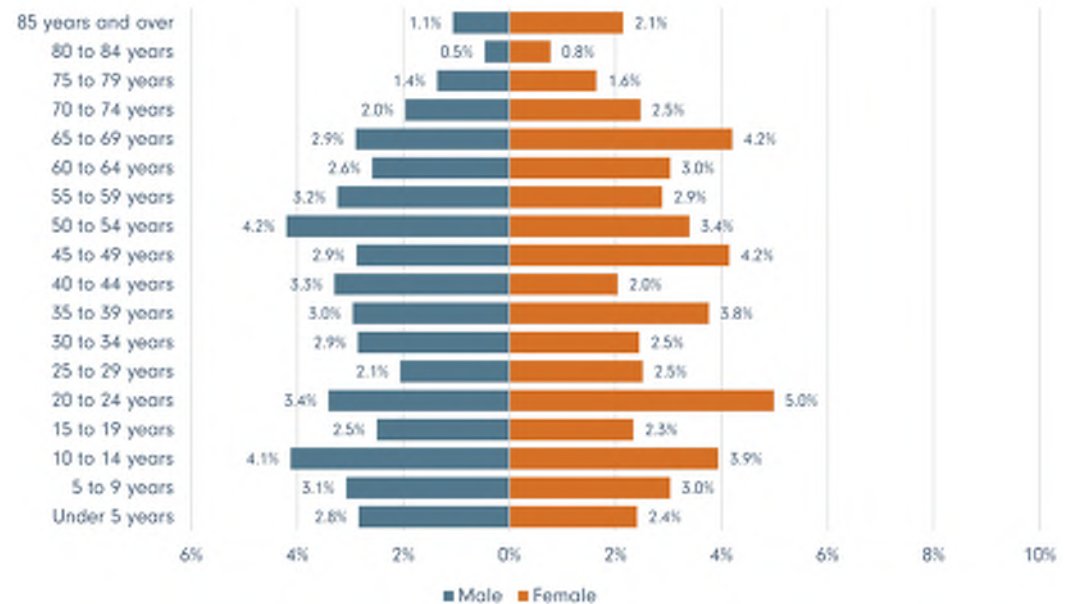


Figure 2.3: Age Population Chart of Peru, 2020  
Data Source: American Community Survey 2020 5-Year Estimates

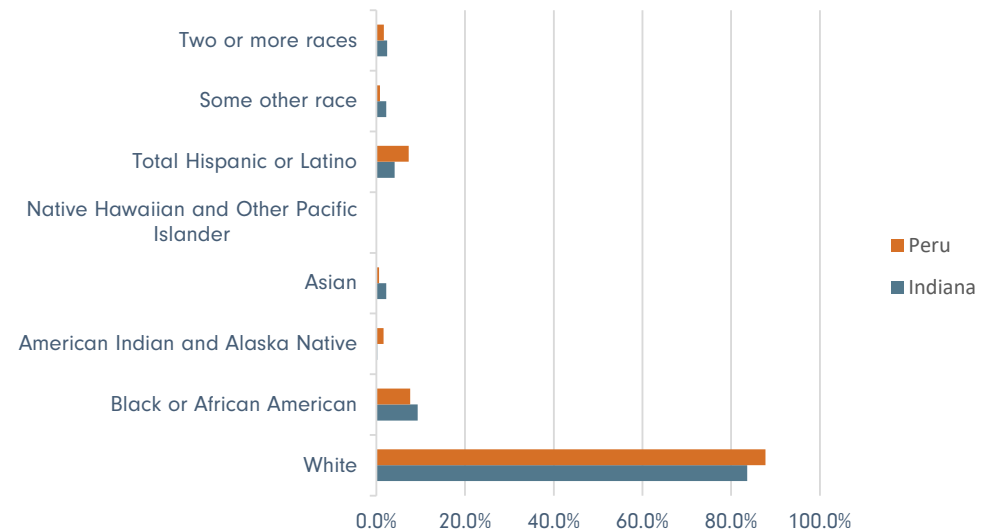


Figure 2.4: Ethnicity Population Chart of Peru, 2020  
Data Source: American Community Survey 2020 5-Year Estimates

# DEMOGRAPHICS

## Households

Of all the households in Peru compared to the State of Indiana, those with families have a slightly lower percentage than the average but have a slightly higher percentage of non-family. Of the non-family households, 33.3% live alone. The status of those residents, whether they are college students, or elderly or other reasons is not determined.

## Education

According to ESRI, 84.7% of Peru's population has attained a high school diploma or higher, which is only slightly lower than the average of the State of Indiana. However, only about 12% of the population has attained a bachelor's degree or higher, which is less than half of the State of Indiana's average. The residents of Peru are limited to higher educational facilities as there is only one within the city's boundaries, that being Ivy Tech Community College.

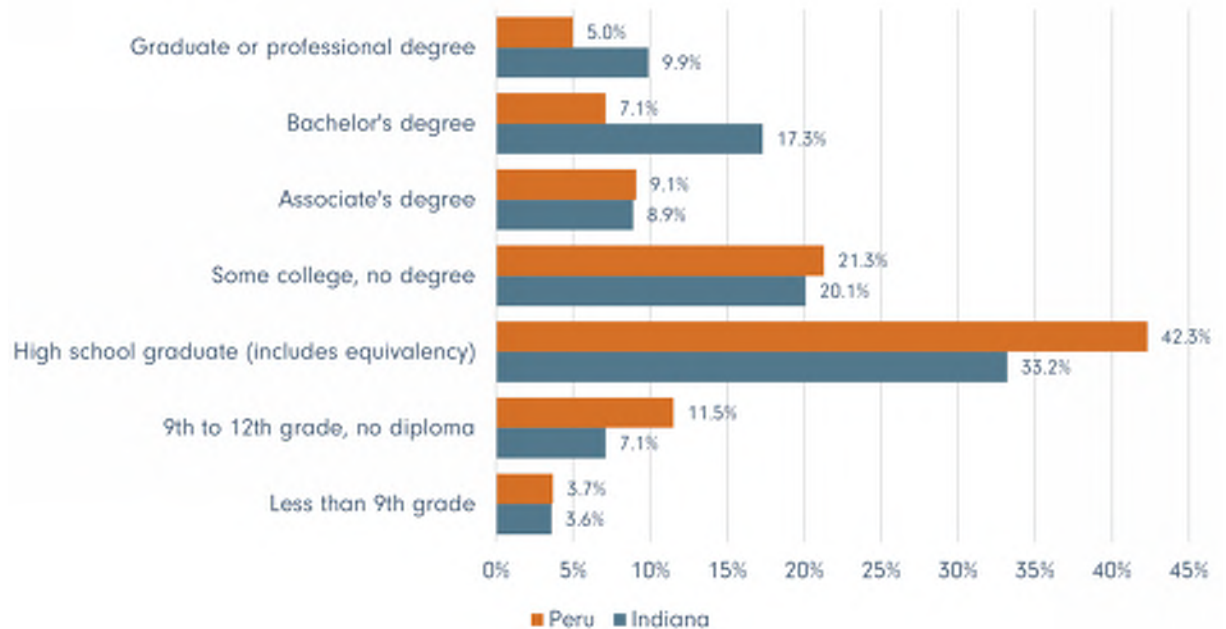


Figure 2.5: Educational Attainment Chart of Peru, 2020  
Data Source: American Community Survey 2020 5-Year Estimates

## Income

Based on Figure 2.6, the income for households is significantly lower than the rest of the state, except for those that are close to or have retired. While the percentage is still lower than the average of Indiana, it is more aligned than the other age groups. However, the cost of living in Peru, is significantly cheaper than the average for the state.

## Unemployment

The unemployment rate for the State of Indiana has decreased between the years 2010 and 2020. Miami County has been a contributing factor to the decrease as the county has decreased by about 4% during those years.

## Poverty

According to ESRI, as of 2020, the percentage of poverty in Peru is about twice as much as the State of Indiana. It had increased since 2021 by about 4%, while the State of Indiana had decreased by 2% during those years. Due to low income and high poverty rates, it can be assumed that recreational programs and facilities provided may not be used by those if it costs money. New programs and facilities should take that into account if they are to provide and benefit the people of the community.

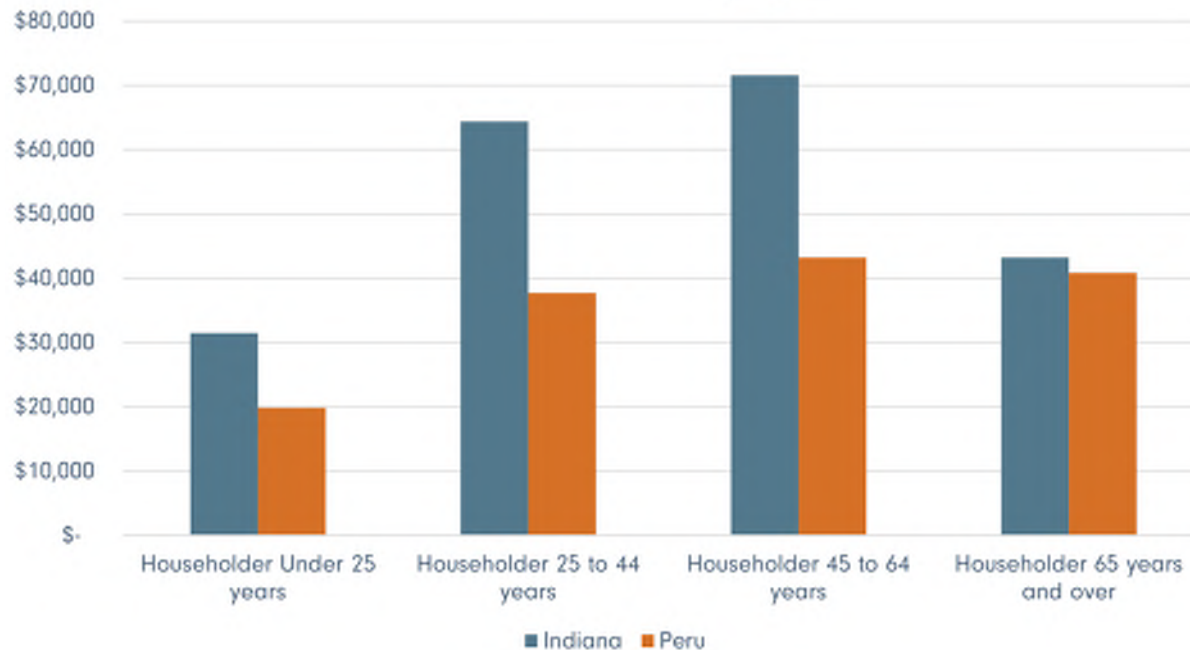


Figure 2.6: Household Income Chart of Peru, 2020  
Data Source: American Community Survey 2020 5-Year Estimates

# MANMADE RESOURCES

## Transportation

Peru's main thoroughfares are IN-19, IN-124, and U.S. 24 which transitions into E Main St while in the city's boundary. These roadways connect Peru to U.S. 24 to the north and U.S. 31 to the west.

A Greyhound bus route travels through Peru along U.S. 31 providing additional transportation options for the public to and from other cities and towns. The Miami County YMCA provides limited public transportation for residents to travel to the Walmart Supermarket in Wabash on every second Monday of the month. Outside of these two services, there are not any bus routes within Peru for the general public.

The most notable trail in Peru is the Nickel Plate Trail that connects Kokomo to Rochester. The trail stretches over 40 miles long, with 37 miles being paved for pedestrians and bikers. Peru hosts about 3.5 miles of the trail within the city's boundaries. Portions of the trail within Peru is not paved, but progress is being made towards paving these sections of the trail.

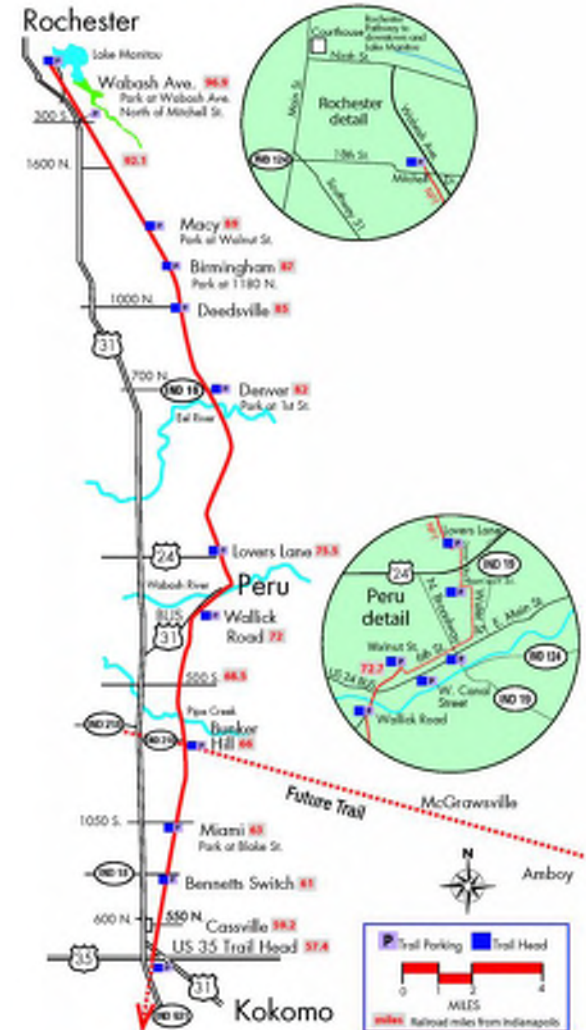
The Riverwalk Trail along the Wabash River is split into two sections that the city is working on connecting to provide a continuous trail along the river. The

improvement of this trail will provide a major connection between River Walkway Park and West City Park, as well as improve access to the Miami County YMCA and the housing that is currently under development along Canal Street.

Sidewalks are provided along most of the streets throughout the city on both sides of the road. While sidewalks are available, many are in poor condition with cracks and weeds growing between. Additionally, some sidewalks are very narrow and not pedestrian friendly. The city provides a rebate program to help improve the quality and safety of the sidewalks for homeowners and neighborhoods looking to make improvements.

Overall, the sidewalks and trails throughout the City provide strong connections to different areas of the City and local destinations. With that being said, there are opportunities to better connect the parks to each other in order to form a more cohesive and accessible parks system.

## NICKEL PLATE TRAIL



Nickel Plate Trail  
Image Source: <http://www.nickelplatetrail.org>



## Industrial & Employers

Located in the center of Miami County the City of Peru provides a robust environment where businesses and industry can thrive, therefore creating an outstanding quality of life. A wide range of natural resources, unique real estate properties, and an affordable cost of living creates an atmosphere that supports workforce, residential, and commercial development.

### Top Employers

- » Grissom Air Reserve Base
- » Smithfield Foods
- » Miami Correctional Facility
- » Peru Community School Corp
- » Snively Machine
- » Dukes Memorial Hospital
- » Maconaquah School Corp
- » Dean Baldwin Painting
- » Heraeus Electro-Nite
- » Exel Logistics
- » Progress Rail
- » Chinook RV Manufacturing
- » Norco
- » Evo Exhibits



Grissom Air Museum  
Image Source: <https://www.miamicountyin.gov/>



Ole Olson Memorial Theatre  
Image Source: Miami County Economic Development Authority

# HISTORICAL & CULTURAL RESOURCES

Located in Miami County, Peru became established in 1834. Due to the amount of land bought, court slowly was held in Peru instead of Miamisport, which slowly disappeared as Peru became the dominant community for Miami County. The development of the city took off when property and land were bought for the circuses, allowing Peru to hold the first street fair in Indiana.

Peru is known as the Circus Capital of the World as its circus roots date back to the late 1800s. With competing circus operations around, circus owner Benjamin Wallace brought other acts and circuses into his to expand his operations. After Wallace's death in the early 1900s, his operation was bought out by the American Circus Corporation. The corporation continued to expand the circus buying more property. By the mid-1900s, the Great Depression and natural disasters caused several issues for the corporation. Several properties were lost or sold. As of the early 2000s, exhibits display several features from the circuses in the Circus Hall of Fame.

Exhibits in the Miami County Historical Museum in Peru tell the prehistory of the Native Americans that were located in the area. Several miles southeast of Peru along the Mississinewa River is an area that is known as the Seven Pillars. Over hundreds of years, the waters of the river carved out formations and inner chambers. These chambers that were naturally carved out, were at one time used by the Miami Nation for council meetings and other events. The headquarters of the Miami Nation of Indians of the State of Indiana are located in Peru.



Peru Courthouse Square Historic District  
Image Source: Miami County Economic Development Authority



Circus Hall of Fame  
Image Source: Miami County Economic Development Authority



Miami County Historic Museum  
Image Source: Miami County Economic Development Authority



## Historic Districts

- » Peru Courthouse Square Historic District

## Historic Features

- » Wallace Circus and American Circus Corporation Winter Quarters
- » 1887 Sig Sautelle Band Chariot
- » Terrell Jacobs Circus Barns
- » Wayman A.M.E. Church

## Museums

- » Circus Hall of Fame
- » Circus City Festival Museum
- » Miami County Historic Museum

## Art Groups and Galleries

- » Miami County Artisan Gallery

## Local Performing Arts

- » Ole Olson Memorial Theatre

## Community Festivals

Local festivals are a great way to enhance the recreation and leisure opportunities within a community. Peru hosts several large festivals that attract visitors from throughout the state, as well surrounding states. While the Peru Parks and Recreation Department does not directly host these festivals, they do help support them through the use of the park grounds and park facilities. This

indicates an opportunity for the Parks and Recreation Department to take a more active role and build stronger partnerships with the local groups that host these events, in order to better promote the parks and maximize park use.

Below is a list of Peru's local festivals:

- » Cole Porter Festival
- » Miami County 4-H Fair
- » International Circus Hall of Fame
- » Hoosier Heritage Fest
- » Circus City Festival
- » OktoberFest



Miami County Fairgrounds  
Image Source: Miami County Economic Development Authority



Circus City Festival  
Image Source: Miami County Economic Development Authority



# NATURAL RESOURCES

Miami County consists of two contrasting areas, with the southern half of the county being largely a flat plain dissected by several creeks and small drainageways. The northern half is characterized by abrupt changes in topography. The northern half of the county is divided by the Wabash and Eel Rivers, numerous creeks and drainageways, as well as a large moraine. All together about 70 percent of Miami county is used for farming corn, soybeans, and small grain.

Miami county has four physiographic subdivisions that include the upland till plain, the Packerton moraine, the outwash terraces, and the bottom lands. The most extensive is the upland plain that makes up the southern half of the county. This area is very flat and does not provide much change in topography. The Packerton moraine extends over much of the northern third of the county and is characterized by frequent changes in slope. The outwash terraces are most extensive along the Eel, Wabash, and Mississinewa Rivers, with the Eel Terrace being the largest. Bottom lands are mainly level and occur along the rivers and creeks throughout the county. The bottom land east of Peru is the largest and is intensely used for row crops. Bottom lands along creeks are narrow and most often used as woodland and pasture areas.

The key natural areas within the City of Peru, are those that lie along the Wabash River and the woodlands within or abutting the city limits. The Peru Parks and Recreation Department's land acquisition strategy includes the acquiring of natural areas to maintain and preserve open space. Figure 2.7 on the following page shows the City of Peru's most prominent natural resources.

With the Wabash River being a very important natural amenity of the city, it is important that this resource is maintained and accessible. Invasive plants and shrubs can be found along the river's edge obstructing views and hindering access to the river, specifically within River Walkway Park and West City Park. The city does not currently have any programs established to mitigate these issues. This provides an opportunity to engage with local resources such as the Miami County Soil and Water Conservation District and Purdue Extension to establish programs that engage the community and begin to try and mitigate some of these issues.

In addition to the Wabash River, the parks system also includes a large number of small streams that meander throughout the 186 acres of Maconaquah Park. Many of these natural streams have experienced

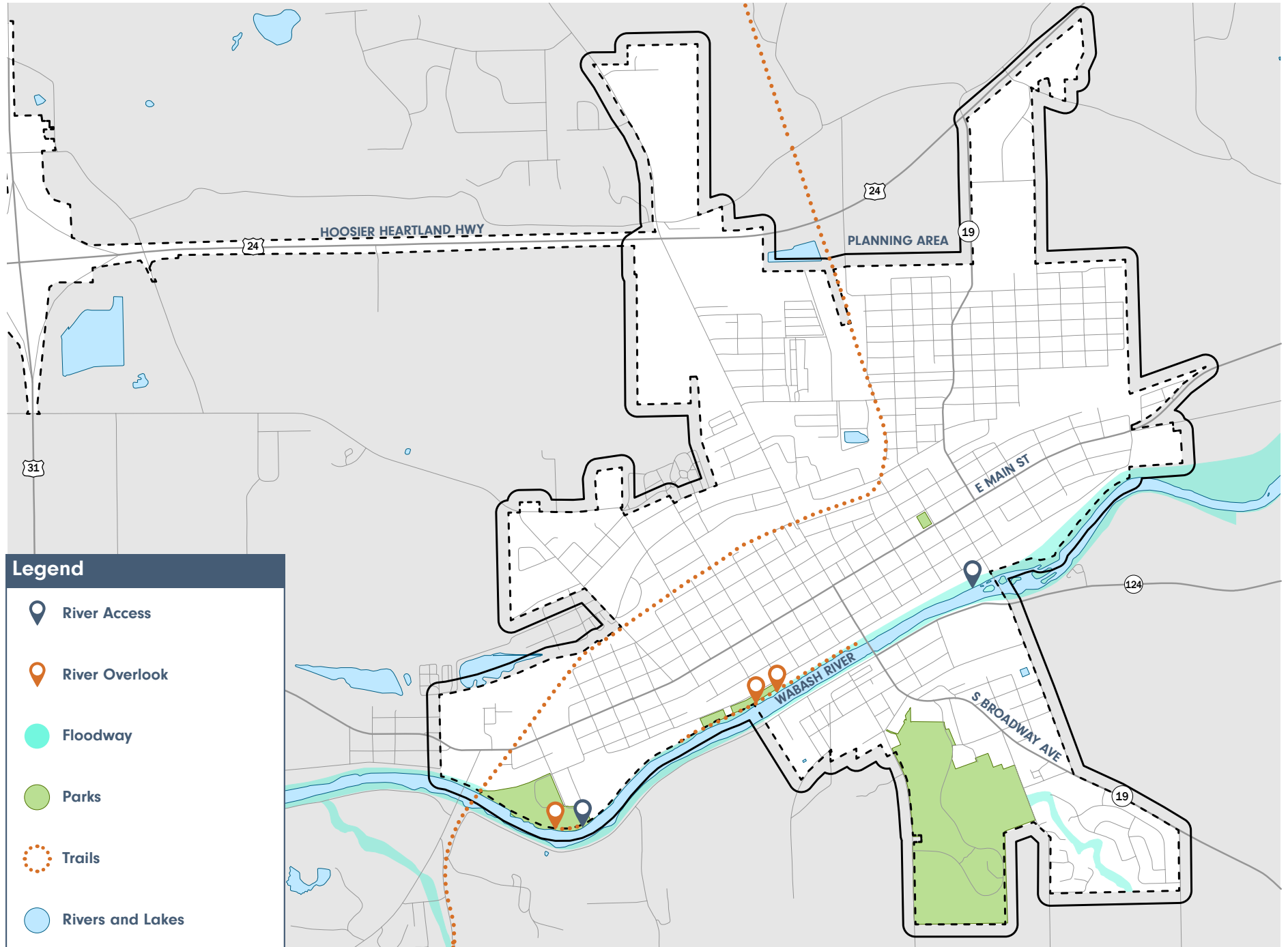
significant erosion and debris buildup over time that has affected the entire system as well as begun to washout many of the bridges that can be found throughout the park. Restoration efforts to these systems would greatly improve the natural ecosystems found within the park as well enhance the overall park user experience. Figure 2.8 highlights the natural tree cover found throughout the City of Peru and surrounding areas.



Miami County Farmland  
Image Source: <https://www.miamicountyin.gov/>



Mississinewa River  
Image Source: <https://www.miamicountyin.gov/>



**Legend**







-  River Access
-  River Overlook
-  Floodway
-  Parks
-  Trails
-  Rivers and Lakes

Figure 2.7: Natural Resources Map

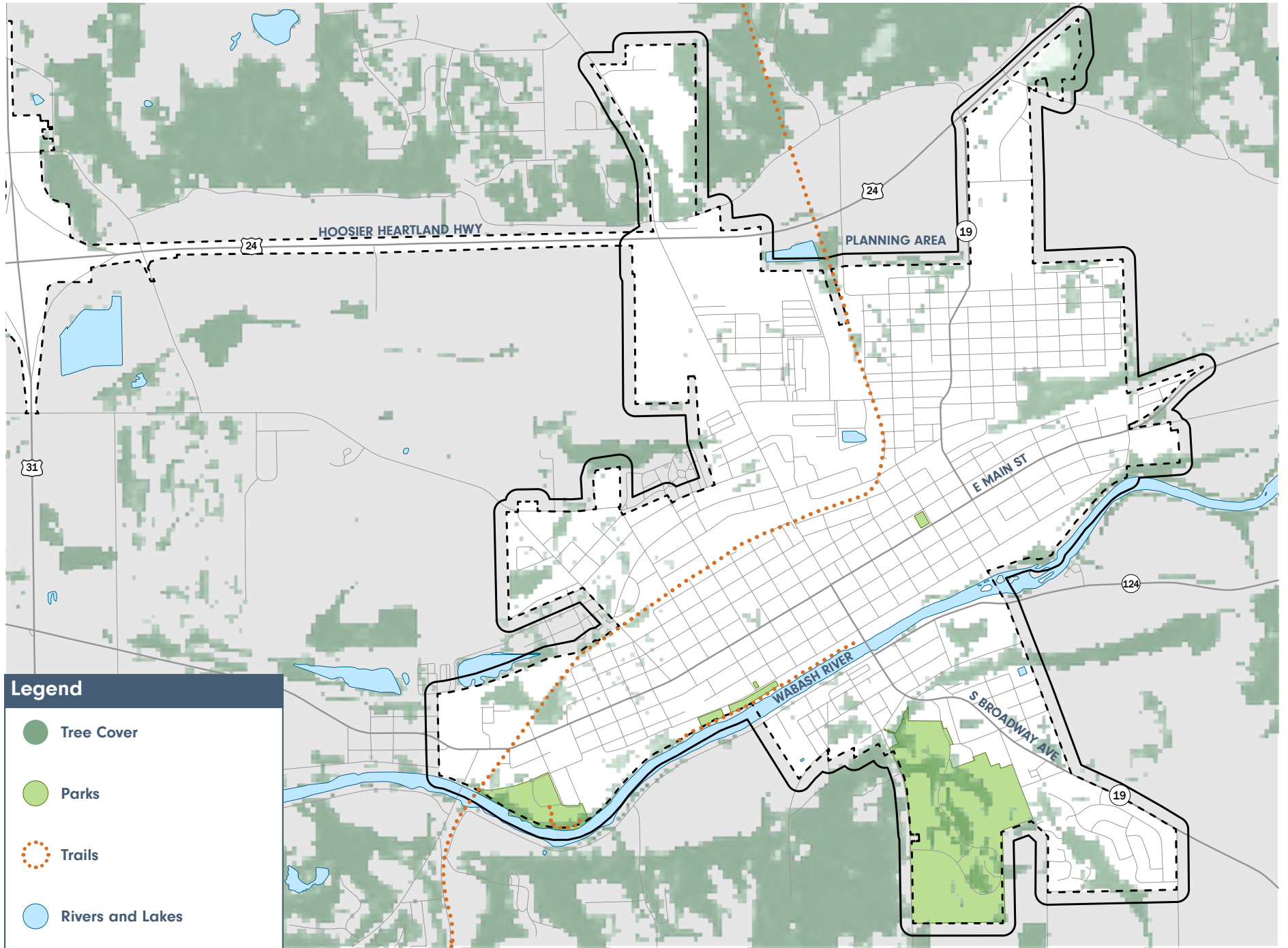


Figure 2.8: Tree Cover Map





# PARK SYSTEM INVENTORY

# 3

# PARK SYSTEM INVENTORY

## Management and Organization

### Contact Information

75 Park Dr  
Peru, IN 46970  
p. (765) 472-1432

### Staff

The present Peru Parks and Recreation Department was established in 1992 when an ordinance was passed by the Peru Common Council. Four members of the Parks and Recreation Board are subject to appointment by the Mayor. In compliance with State Statute, the appointments are four year terms and in staggered succession so two terms should not expire in the same year. There shall be no more than two of one political party serving under appointment. Other voting members include one representative from the School Board, accounting for the five member board. Peru Parks Department staff is responsible for maintaining the municipal parks and facilities throughout the parks system as well as providing recreational programming to the residents of Peru. The Parks Department is led by parks superintendent, Cliff Helvie.

### Parks Board

The Parks Board meets on the second Thursday of every month at 5 PM in the City Hall Council Chambers. The current Parks Board members are listed below:

- » Alison Paul
- » Carson Ray
- » David Hoover (Appointed yearly by the Peru School Board)
- » Joe Green
- » Josh Shuck

### Financing

The Peru Parks and Recreation Department's budget configuration consists of one general fund account for both the parks as well as the golf course. In addition to this account, the department also has a Park Gift Fund Account, a non-reverting account, and a Golf Course Irrigation Fund. The budget for the department is broken down into four categories listed below:

- » Personal Services
- » Supplies
- » Other Services/Charges
- » Capital Outlays

Additionally, the parks department charges fees for the amphitheater, disc golf course, as well as rental fees for the shelters throughout the parks. These fees range from \$20-\$30/day.

The golf course is overseen separately with separate tee fees.

## Recreational Programming

Presently, the majority of all recreational programming within the community of Peru is provided through the Peru-Miami County YMCA, local schools, and other local organizations.

Peru does have a strong commitment to Little League, with over 400 kids playing annually. West City Park has a total of 5 baseball fields and 4 softball fields, and is the home of Boys Major Little League, Boys Minor Little League, Boys T-Ball, Girls Softball, Girls T-Ball, and the Junior Farm Leagues.

### Programming Snapshot

Currently the parks offer a variety of activities and programming for the community to participate in throughout the year, including but not limited to:

- » Playgrounds
- » Walking Trails
- » Outdoor Events
- » Picnics
- » Festivals
- » Fishing
- » Disc Golf
- » Basketball
- » Pickleball





Shelter at West City Park



# OVERVIEW

The Peru parks system is comprised of 6 parks as well as the Peru Golf Course located in Maconaquah Park. In addition, the City of Peru also offers two main trails that include the Peru Riverwalk and the Nickel Plate Trail. The Nickel Plate Trail connects on the west side of the city where it then extends along 6th Street and turns north along Water Street, eventually connecting back up north of the city. Other trails within the park system include walkways throughout Maconaquah and West City Park.

## Peru Park System

- 1 Maconaquah Park
- 2 West City Park
- 3 Peru Skate Park
- 4 River Walkway Park
- 5 Shilling Park
- 6 Davis Park

## Peru Trail System

- 1 Nickel Plate Trail
- 2 Peru Riverwalk



Bridge at Maconaquah Park



Peru Riverwalk along the Wabash River at West City Park



Peru Riverwalk along the Wabash River at River Walkway Park

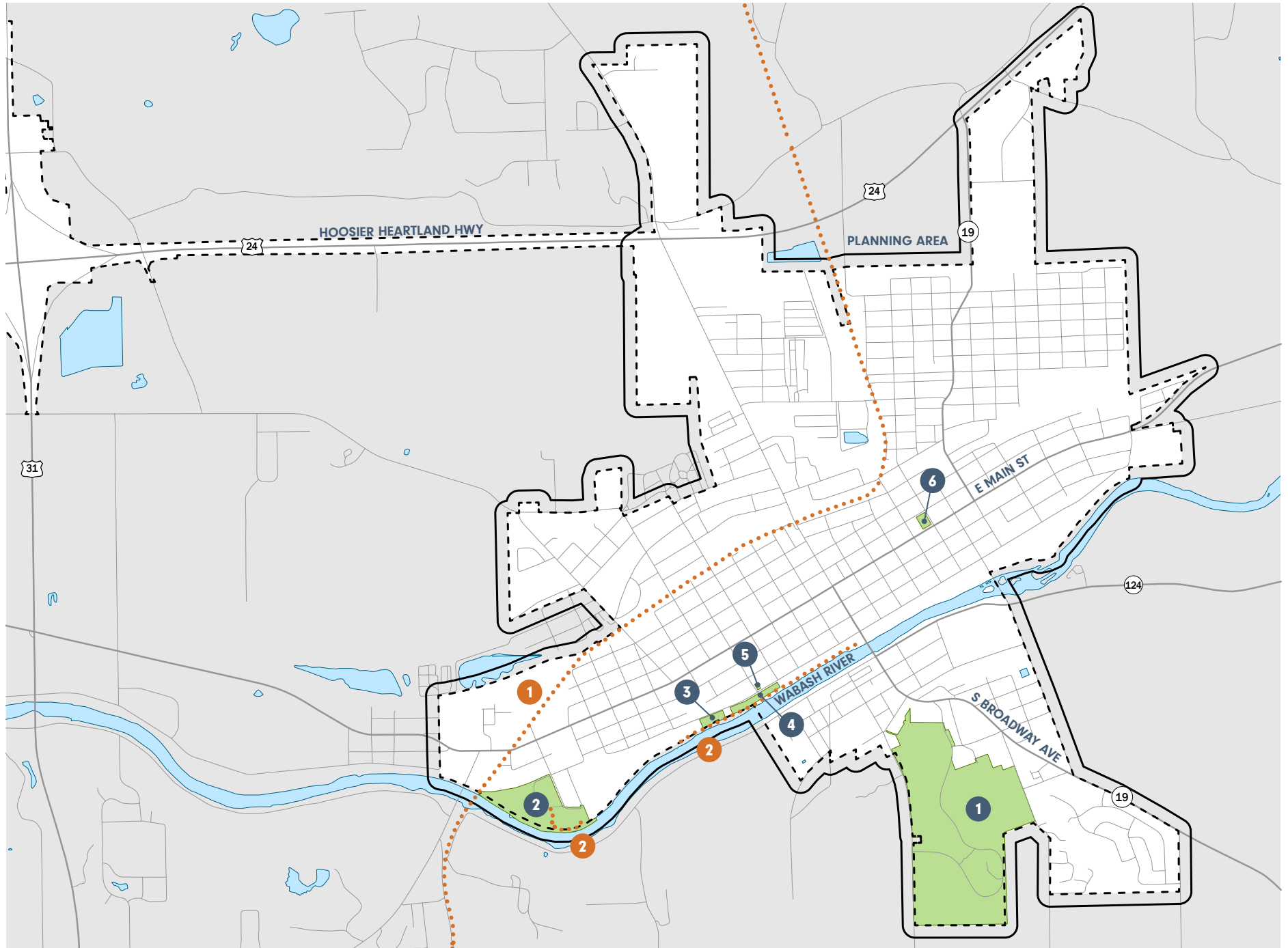


Figure 3.1: Peru Parks and Trails System Map

# OTHER COMMUNITY RESOURCES

- 1 Living Manna Ministries
- 2 Lord's Fellowship Ministries
- 3 Elmwood Elementary School & Primary Learning Center
- 4 Family Fellowship Church-God
- 5 First Assembly of God
- 6 Oakdale Baptist Church
- 7 Peru High and Junior High School
- 8 Blair Pointe Elementary
- 9 Dukes Memorial Hospital
- 10 Dukes Memorial Hospital Emergency
- 11 Independent Christian-Fellowship
- 12 Miami County YMCA
- 13 First Church of the Nazarene
- 14 Ivy Tech Community College
- 15 Mr. Hermon Baptist Missionary
- 16 Riverview Event Center
- 17 Circus City Festival Museum
- 18 Miami County Museum
- 19 St. Charles Catholic Church & School
- 20 First Presbyterian Church
- 21 St. John's Lutheran Church & School
- 22 Miami County YMCA Transit Office
- 23 Church of the Brethren
- 24 Peru Public Library
- 25 First Brethren Church
- 26 First Baptist Church
- 27 Miami County Courthouse
- 28 Miami County Artisan Gallery
- 29 First Christian Church
- 30 Peru Community School
- 31 Our Fathers Library
- 32 Berean Dunkard Brethren Church
- 33 Wayman A.M.E. Church
- 34 Abundant Life Church - Peru
- 35 Peru Civic Center & Peru Bible Church
- 36 Grace Pointe Community Church
- 37 Peru Grace Brethren Church



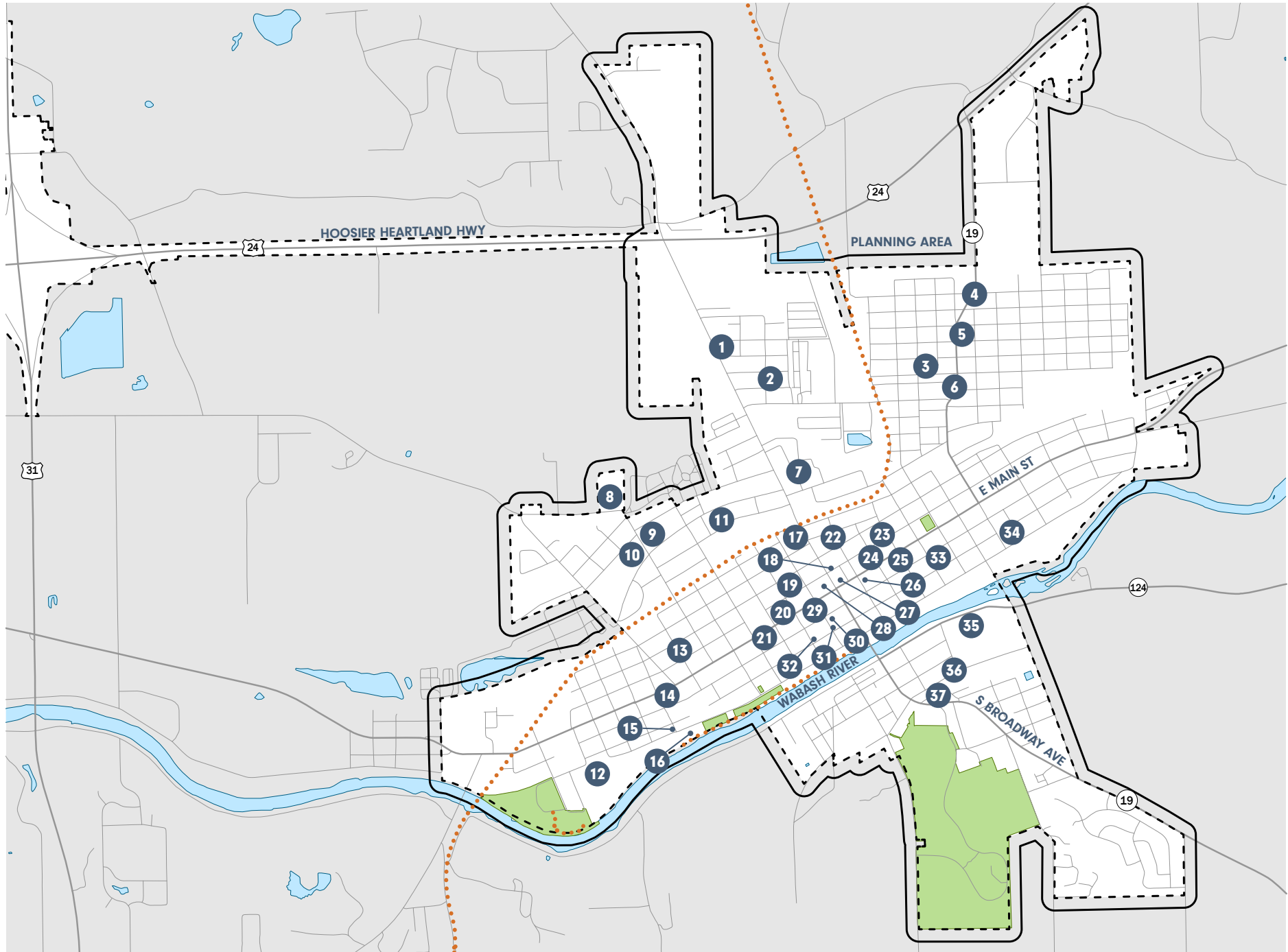
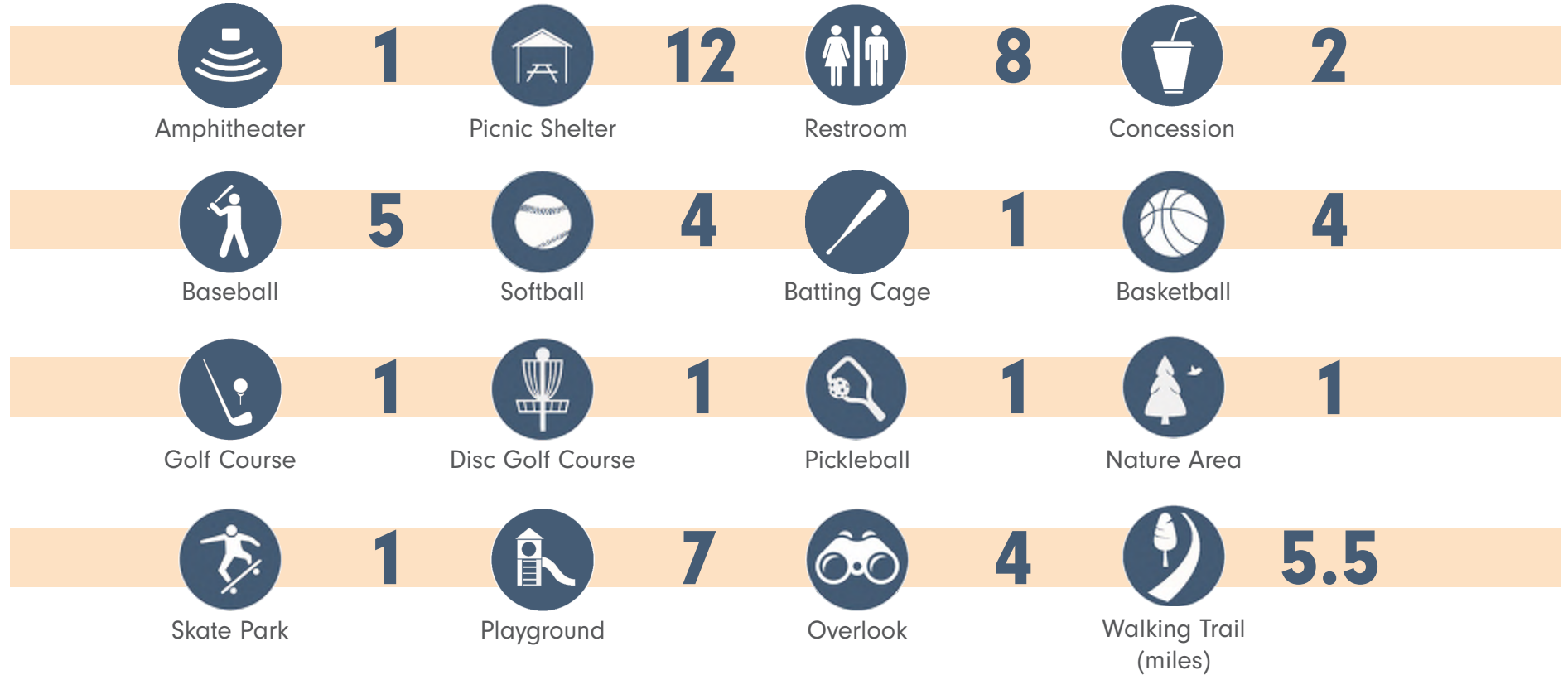


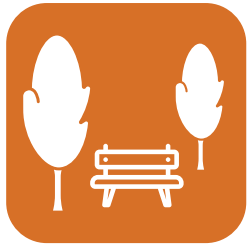
Figure 3.2: Other Community Resources Map

# AMENITY SNAPSHOT

## Current Park System Amenity Snapshot + Park Inventory Sheets



## Park Inventory Key



←..... Type of Park Facility

### Amenities



←..... Legend Key

←..... Park Amenities

←..... Number of Each Amenity

### Condition

The condition of each park was evaluated on general observations. The condition is to give a general comparison between facilities. Facilities were observed on one day only and may not reflect recent maintenance or improvements. Features of poor, fair, and good facilities are listed below.

**Poor** - Amenities may need major repairs or are completely unusable. Areas may present safety concerns and poor conditions discourage park use.

**Fair** - Amenities may need minor repairs but are operational. Some deficiencies or safety concerns may be present.

**Good** - Amenities need no repairs and are fully operational. There maybe some minor cosmetic improvements needed that can be easily made. Areas are clean and maintained well. Good conditions encourage active park use.

## Park Facility Types



### Mini Park

Small neighborhood parks typically under an acre in size. These parks usually serve people within a five-minute or ¼ mile walking radius of the park. Mini Parks are sometimes provided by a private developer as part of a residential development.



### Community Park

These parks tend to be larger than neighborhood parks, and serve a wider area due to the amenities they offer. They still cater to the nearby residents, but offer amenities that can draw people in from a further distance. These amenities often include: special programming, splash pads, dog parks, and centerpiece playgrounds.



### Linear Park

These parks typically result from historical features of a city such as old highway corridors, railroads, or along natural features such as a river or shoreline. Linear parks are often ideal for recreational activities like walking, jogging, and biking.



### Special Use Park

These parks serve a single purpose or to meet special use. These parks are likely to bring in users from a wider area due to their specialized nature. The size of these parks vary and there is no set standard from the NRPA.



### Regional Park

These parks tend to be larger and should be within a one hour drive of Peru. This type of park should include natural areas and activities such as picnicking, boating, fishing, hiking, and other recreation features.





# MACONAQUAH PARK

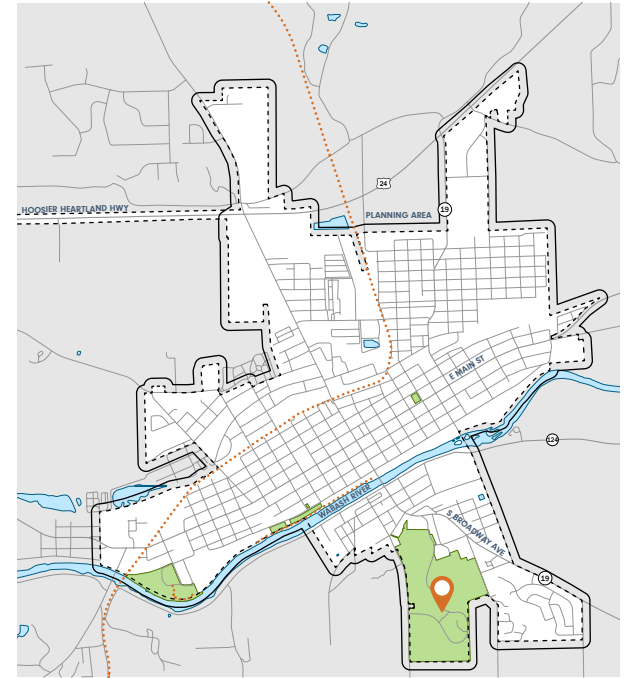
Address: 1496 Strawtown Pike  
Ownership: City of Peru  
Size: 186 Acres

## Basic Description

Maconaquah Park is the largest park within the City of Peru. The park is split into an upper and lower section. Majority of the site is used for the Peru Golf Course. Several shelters are located within the park that can be rented, with a few of them having playgrounds nearby providing recreation for all ages. Trails and bridges connect different sections together allowing hikers to travel through the site without needing to drive to access the various areas.

## Condition

**FAIR** – Amenities could use improvements due to heavy use. Accessibility around the park is inconsistent as pathways are unmarked and some bridge crossings are not accessible with uneven surfacing. Most of the restroom facilities are in need of replacement or major repairs to make them operational.



Park Location Map

## Amenities



FFBT Pavilion Amphitheater



Playground



Picnic Shelter with Restrooms and Fire Pit





Maconaquah Park Map



# WEST CITY PARK

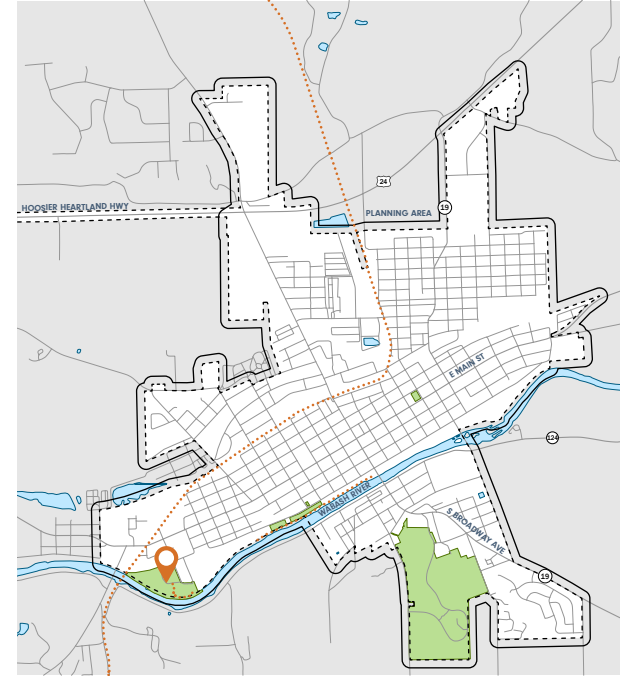
Address: 9 West City Park Lane  
Ownership: City of Peru  
Size: 33 Acres

## Basic Description

West City Park is used mostly for hosting sport programs for baseball and softball. With 5 baseball fields and 4 softball fields, the local schools and organizations can use these fields simultaneously providing several opportunities for sport growth. In addition to the fields the park also includes 2 concession stands, 3 restroom facilities, as well as 2 playgrounds and 2 picnic shelters.

## Condition

**FAIR** – The sport fields are generally in good condition and support current programming in the community. General upkeep of the fields are supported by fees and volunteers. The main issues with the site include lack of parking, pedestrian and vehicular circulation, and lighting. Existing lighting is past its lifespan and does not provide consistent levels of light needed for later events.



Park Location Map

## Amenities



Baseball Field



Concessions / Restrooms



Playground





West City Park Map



# RIVER WALKWAY PARK

Address: West Canal Street

Ownership: City of Peru

Size: 15 Acres

## Basic Description

River Walkway Park is a linear park along the Wabash River. It provides several amenities for all ages with plans for future amenities to come. The Riverwalk Trail runs alongside the river providing accessibility to West City Park as well.

## Condition

**GOOD** – Overall the restroom facility, shelters, and playground are in good condition. The restroom facility could use minor cosmetic improvements but is in overall good condition. The park has been improving, adding more amenities over time. As of the fall of 2022, pickleball courts were being installed. There are future plans to have a splash pad adjacent to the playground.



Park Location Map

## Amenities



Accessible Playground

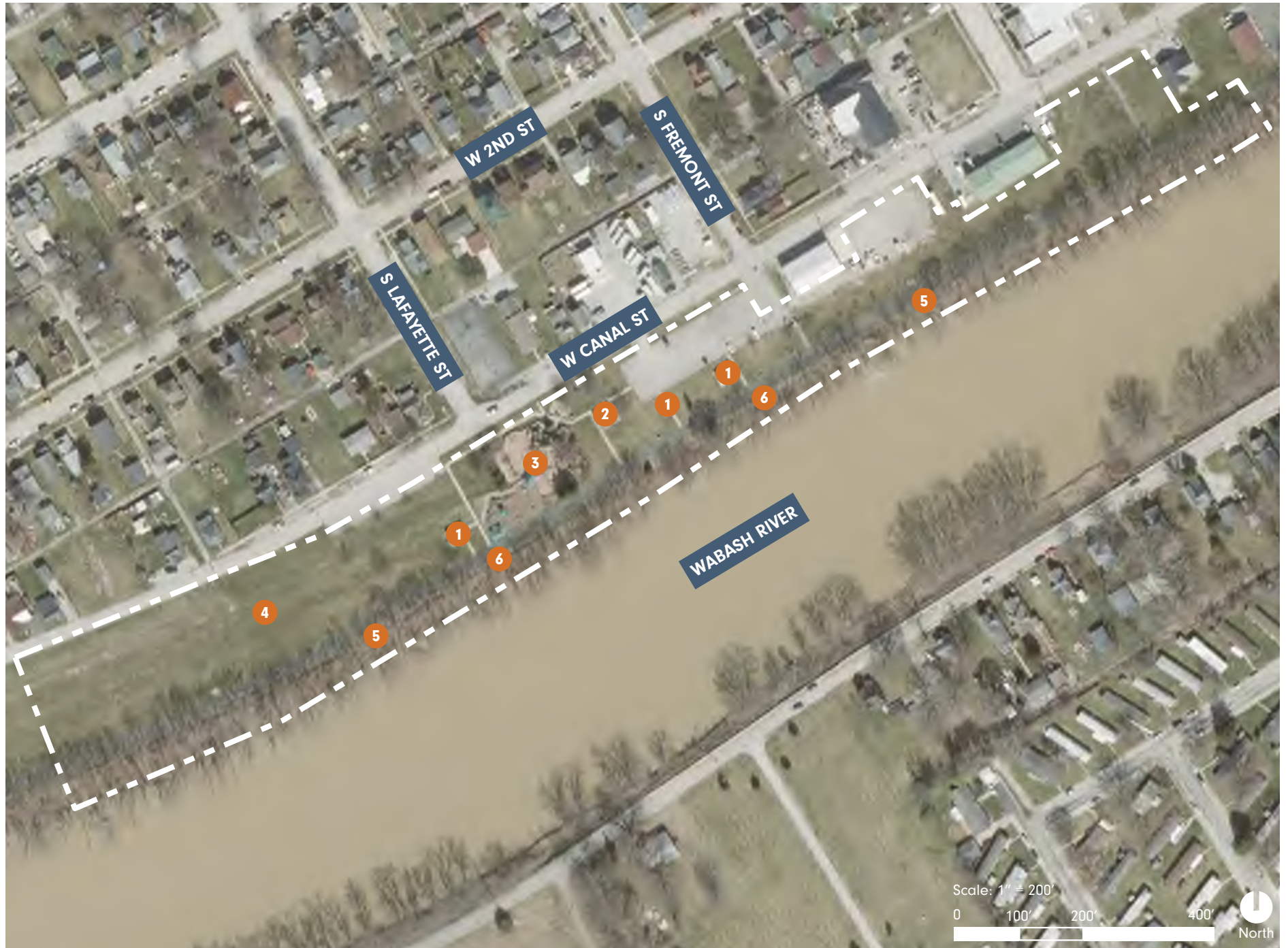


Riverwalk Wabash River Overlook



Riverwalk Trail





River Walkway Park Map





# SHILLING PARK

Address: West Canal Street & South Lafayette Street

Ownership: City of Peru

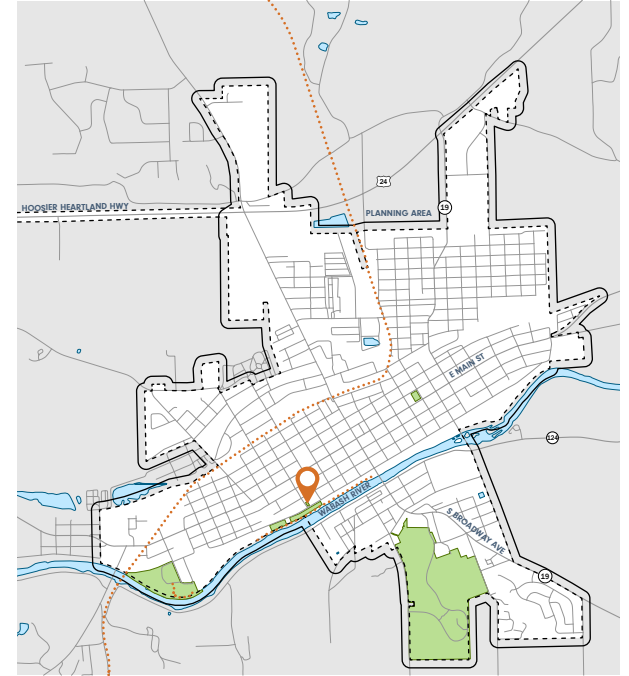
Size: 0.25 Acres

## Basic Description

Shilling Park consists of only a single basketball court with a 10' tall fence surrounding the perimeter. It sits right at the corner of South Lafayette Street and West Canal Street. Users park at the nearby lot adjacent to the playground at Riverwalkway Park as the basketball court does not have parking of its own.

## Condition

**POOR** – The park could use improvements to provide accessibility to the site as no sidewalks lead to it. The fencing could cause some safety issues as the chain mesh is only partially attached to the posts. The asphalt is cracked creating uneven surfacing.



Park Location Map

## Amenities



Basketball Court



Fencing



Court Asphalt Surface



Shilling Park Map





# PERU SKATE PARK

Address: West Canal Street

Ownership: City of Peru

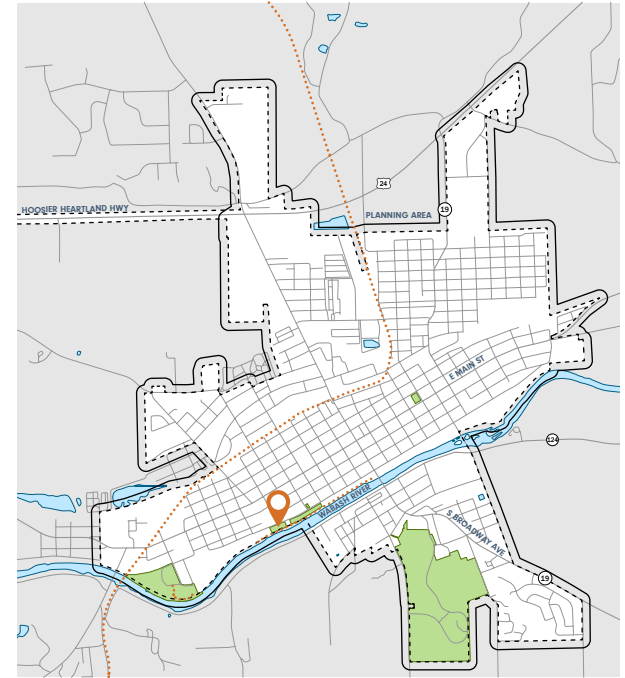
Size: 3 Acres

## Basic Description

The skate park opened in 2014, west of River Walkway Park consisting of a quarter acre of space with ramps and bowls for skaters in Peru. Benches and trashcans are provided nearby for resting and viewing. Open green space is provided around the skate park for other recreational use.

## Condition

**GOOD** – Amenities could use minor cosmetic improvements but are in overall operational condition. Consideration should be given for long-term maintenance in regards to erosion and vandalism. Skate surfacing shows signs of erosion issues near edges transitioning into the open space. Vandalism is an ongoing issue that should be addressed by the Parks to help alleviate issues with repairs.



Park Location Map

## Amenities



Skate Park - Adjacent Green Space



Skate Park - View Looking Northeast



Skate Park - View Looking Southwest





Peru Skate Park Map



# DAVIS PARK

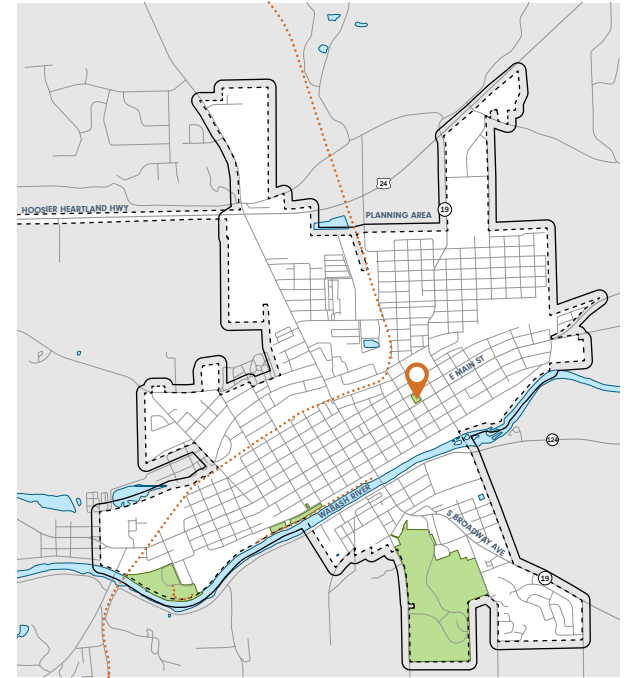
Address: 206 State Route 19  
Ownership: City of Peru  
Size: 1.25 Acres

## Basic Description

The community park, Davis Park, is located right off East Main Street featuring a playground and shelter to provide recreation for all ages. A 3' tall fence surrounds the park only allowing users access during certain hours of the day. Additionally, a basketball court is located on the north side of the park as well as a walking path that connects to the shelter and playground.

## Condition

**GOOD** – Minor cosmetic improvements could be made along with improving ADA accessibility to and within the site. The sidewalk by the entrance at the northwest side is cracked and broken due to the street tree roots surfacing. This causes safety concerns for the residents and users of the park.



Park Location Map

## Amenities



Basketball Court



Playground



Picnic Shelter





Davis Park Map



# ACCESSIBILITY & UNIVERSAL DESIGN

## Existing City of Peru Accessibility Policy

The Peru Parks and Recreation Department is committed to providing park and recreation facilities, as well as recreational programming, to people of all ages and abilities. The Peru Parks and Recreation Department supports the American Disabilities Act by making reasonable accommodations in serving individuals with disabilities. Program and facilities are offered on a non-discriminatory basis. The designation “accessible” indicates access for wheelchair users in compliance with the Uniform Federal Accessibility Standard (ADA).

It is the policy of the Peru Parks and Recreation Department that all new park facilities and programs be accessible, including renovations of existing facilities, and to follow Universal Design principles as developed by “The Center for Universal Design (1997). The Principles of Universal Design, Version 2.0 Raleigh NC: North Carolina State University.”

The City of Peru, office of the Mayor, maintains all ADA records and grievance procedures. Appointed as the ADA Coordinator for the City, Matthew Jelenek is responsible for coordinating compliance with the Americans with Disabilities Act, investigating any complaints, adopting and distributing ADA public notice, as well as developing grievance procedures to provide fair and prompt resolutions. Any person or persons who have complaints, grievances, or comments related to accessibility should provide a written documentation of the issue no later than 60 calendar days after the alleged violation to:

**Matthew Jelenek**  
**ADA Coordinator**  
**City of Peru, Indiana**  
**35 South Broadway**  
**Peru, IN 46970**  
**765-473-7125**  
**ADA@miamicountyin.gov**

An ADA grievance form can be found on the City’s website. All comments will be responded to within 15 calendar days after receipt of the complaint.

## Park System Accessibility

Significant accessible improvements have been made over the past years to improve accessibility such as accessible walks and picnic sites and new accessible playgrounds. Though improvements have been made, not all of Peru’s parks and recreation facilities meet current ADA guidelines. In some parks, there are accessible amenities, but not accessible routes to those amenities.

Specific items to be addressed to improve accessibility include:

- » Develop an updated ADA evaluation of all park sites and facilities.
- » Install and replenish accessible safety surfacing under play equipment.
- » Install an accessible edging system around play areas to adequately hold in play surfacing
- » Install accessible walks that connect to play areas
- » Install accessible walks that connect to shelters and pavilions
- » Update and rebuild restroom facilities to meet accessibility requirements

**ASSURANCE OF ACCESSIBILITY COMPLIANCE WITH:  
ARCHITECTURAL BARRIERS ACT OF 1968 (AS AMENDED);  
SECTION 504 OF THE REHABILITATION ACT OF 1973 (AS  
AMENDED); AND TITLE II OF THE AMERICANS WITH  
DISABILITIES ACT OF 1990 (AS AMENDED)**


The *City of Peru Parks and Recreation Board* has read the guidelines for compliance with the Architectural Barriers Act of 1968 (As Amended); Section 504 of the Rehabilitation Act of 1973 (As Amended); and Title II of the Americans with Disabilities Act of 1990 (As Amended) and will comply with the applicable requirements of these acts.

SIGNATURE:   
APPLICANT PRESIDENT

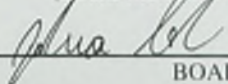
ALISON M PAUL  
(President's printed name)

SIGNATURE: \_\_\_\_\_  
APPLICANT VICE PRESIDENT

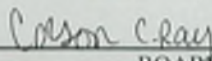
\_\_\_\_\_  
(Vice President's printed name)

SIGNATURE:   
BOARD MEMBER

Joe Greene  
(Board Member's printed name)

SIGNATURE:   
BOARD MEMBER

Joshua Shuck  
(Board Member's printed name)

SIGNATURE:   
BOARD MEMBER - *Secretary*

Carson Ray  
(Board Member's printed name)

DATE: 04-13-2023

This page intentionally left blank





# NEEDS ANALYSIS

# 4

# PARK SYSTEM TRENDS

## Overview

This chapter will first review a series of industry recognized parks and recreation standards to help establish a baseline for the types of services and facilities which are currently in demand. It will then review the current facilities and programs offered within the Peru Parks and Recreation Department and will help identify notable surpluses and deficits in the local facility and programming offerings.

## Current Park System Trends

### SCORP as a County Comparison

According to the 2016-2020 Statewide Comprehensive Outdoor Recreation Plan (SCORP), the top three reasons why residents participate in outdoor recreation are as follows:

- » To be with family and friends
- » Physical health
- » Mental health

The top five outdoor recreation activities that residents participated in more than once per week include:

- » Walking, hiking, jogging, and running
- » Relaxation and spiritual renewal
- » Gardening and landscaping
- » Bird and wildlife watching
- » Health related activities

Indiana's SCORP Level of Service (LOS) Guidelines recommend 20 acres of public recreation area per every 1,000 residents within a local area such as a county, township, city, or town. Public local recreation areas are described as being owned by the township, municipality, county, and being privately owned but open for public use. This excludes all schools as many schools do not allow public access to their outdoor facilities.

Peru currently meets the recommendations for acreage outlined by SCORP. Based on the SCORP county recommendation of 20 acres per 1,000 people, it should be providing 221 acres of public recreation areas and has current existing acreage of 238.5, therefore having a local surplus of 17.5 acres.

# TOP RATED RECREATION ACTIVITIES

## SCORP: TOP 5 RATED OUTDOOR ACTIVITIES

- Walking, hiking, jogging, and running
- Gardening and landscaping
- Relaxation and spiritual renewal
- Bicycle touring
- Outdoor pool swimming or water park

## NRPA: TOP OUTDOOR FACILITIES PROVIDED BY AGENCIES

- Playgrounds
- Basketball courts
- Tennis courts (outdoor)
- Youth baseball diamonds
- Adult softball fields

## NRPA: TOP INDOOR FACILITIES PROVIDED BY AGENCIES

- Community centers
- Recreation centers
- Senior centers
- Performance amphitheater
- Nature centers

## TPL: TOP RECREATIONAL TRENDS

- Interactive water feature
- Dog parks
- Pickleball
- Disc golf

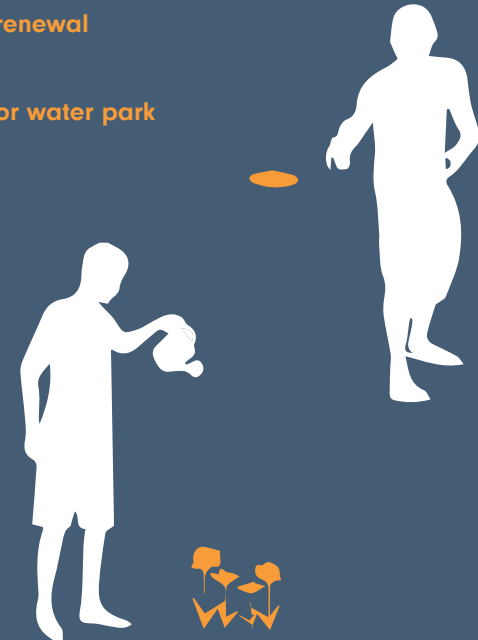


Figure 4.1: Top Rated Recreation Activities



# PARK SYSTEM TRENDS

## NRPA as a City Comparison

The National Recreation and Parks Association (NRPA) is a non-profit advocacy organization dedicated to the advancement of public parks, recreation, and conservation opportunities. NRPA published research has become a nationally recognized resource for guidance and recommendations on recreation facilities and programs. According to the 2022 NRPA Americans' Engagement with Parks Survey, the top three reasons why residents go to parks is to:

- » Be with friends and family (54%)
- » Exercise or be physically fit (53%)
- » Have a break from day-to-day stresses (52%)

These top three reasons also closely correlate with the Indiana SCORP findings. Other notable reasons people go to parks, as indicated in the NRPA publication included:

- » Be closer to nature
- » Experience excitement and adventure
- » Connect with members of the community

## Park System Size

The 2022 NRPA Agency Performance Review offers park and recreation professionals valuable benchmark comparisons to peer agencies.

Some key findings from the 2022 Performance Review include:

- » Agencies in jurisdictions serving less than 20,000 residents, have a median of one park for every 1,233 residents.
- » The typical park and recreation agency oversees 10.4 acres of park land for every 1,000 residents.
- » A typical park and recreation agency that manages or maintains trails for walking, hiking, running and/or biking currently has 14 miles of trails in its networks.

As previously discussed, the City of Peru's current estimated population is 11,073 people. Based on the NRPA benchmarks noted above, Peru should have approximately 9 parks totaling 115 acres in the entire system. Peru's park system currently possesses 6 parks totaling 238.5 acres and 5.5 miles of trails. Figure 4.2 provides a summary of Peru's park land in comparison to various recommended averages.

## Peru's Park and Recreation Facilities

The 2022 Performance Review also offers insight into facilities offered by other park and recreation agencies and provides facility to persons ratios that are valuable in evaluating Peru's existing facilities to determine overall surpluses and deficiencies. Figure 4.3, on the following pages, identifies target park land and facility inventories in Peru for 2023 and 2027.

These target inventories are based strictly on the NRPA information and Peru’s population projections for the indicated year. Peru’s current system indicates both surpluses and deficiencies when compared to NRPA recommendations. Most notably, some surpluses identified were in playgrounds, basketball courts, baseball fields, and softball fields. Some notable deficiencies were in multi-use/rectangular fields, tennis courts, and totlots.

|                        | Park Acres/ 1,000 residents | Parkland as a Percentage of City Area | Percent of Population with a 1/2 Mile of Park | Miles of Trails |
|------------------------|-----------------------------|---------------------------------------|---|-----------------|
| Local Median (SCORP)   | 20.0                        | n/a                                   | n/a   | n/a             |
| National Median (NRPA) | 10.4                        | n/a                                   | n/a   | 14.0            |
| National Median (TPL)  | 13.2                        | 10%                                   | 75.0%   | n/a             |
| Indianapolis           | 13.4                        | 5.1%                                  | 32.0%   | n/a             |
| Peru                   | 21.5                        | 6.7%                                  | 57%   | 5.5             |

Figure 4.2: Target Park Land and Facility Inventories  
 Data sourced from 2021-2025 SCORP and 2022 NRPA Agency Performance Review

# TARGET PARK LAND & FACILITY INVENTORIES

| Amenity                                  | NRPA Target Ratio<br>(1)    | Current Inventory | Current Ratio | Unit  |
|--|-----------------------------|-------------------|---------------|-------|
| <b>Park System Size</b>                  |                             |                   |               |       |
| Acres of Park Land                       | 12.9 acres/1,000 residents  | 238.5             | 2.3           | Acres |
| Miles of Trails                          | 3.0 miles/ 20,000 residents | 5.5               | 0.4           | Miles |
| <b>Outdoor Facilities</b>                |                             |                   |               |       |
| Playgrounds                              | 1 / 1,986 residents         | 7.0               | 1.3           | Ea.   |
| Totlots                                  | 1 / 6,642 residents         | 0.0               | 0.0           | Ea.   |
| Basketball Courts                        | 1 / 3,750 residents         | 4.0               | 1.4           | Ea.   |
| Tennis Courts                            | 1 / 2,723 residents         | 0.0               | 0.0           | Ea.   |
| Pickleball Courts                        | 1 / 3,446 residents         | 4.0               | 1.2           | Ea.   |
| Multiuse Courts: Basketball, Volleyball  | 1 / 5,400 residents         | 0.0               | 0.0           | Ea.   |
| Diamond Fields: Baseball - Youth         | 1 / 3,107 residents         | 5.0               | 1.4           | Ea.   |
| Diamond Fields: Baseball - Adult         | 1 / 7,954 residents         | 0.0               | 0.0           | Ea.   |
| Diamond Fields: Softball - Youth         | 1 / 5,339 residents         | 4.0               | 1.9           | Ea.   |
| Diamond Fields: Softball - Adult         | 1 / 5,667 residents         | 0.0               | 0.0           | Ea.   |
| Rectangular Fields: Multi-purpose        | 1 / 4,362 residents         | 0.0               | 0.0           | Ea.   |
| Rectangular Fields: Soccer Field - Youth | 1 / 3,504 residents         | 0.0               | 0.0           | Ea.   |
| Rectangular Fields: Soccer Field - Adult | 1 / 8,017 residents         | 0.0               | 0.0           | Ea.   |
| Rectangular Fields: Football Field       | 1 / 8,004 residents         | 0.0               | 0.0           | Ea.   |
| Multipurpose Synthetic Field             | 1 / 12,962 residents        | 0.0               | 0.0           | Ea.   |
| Swimming Pools (outdoor only)            | 1 / 8,637 residents         | 0.0               | 0.0           | Ea.   |
| Ice Rink (outdoor only)                  | 1 / 7,997 residents         | 0.0               | 0.0           | Ea.   |
| Community Gardens                        | 1 / 8,773 residents         | 0.0               | 0.0           | Ea.   |
| Skate Park                               | 1 / 11,100 residents        | 1.0               | 1.0           | Ea.   |
| Dog Park                                 | 1 / 11,100 residents        | 0.0               | 0.0           | Ea.   |
| Regulation 18-hole Courses               | 1 / 9,183 residents         | 1.0               | 0.8           | Ea.   |
| Driving Range Station                    | 1 / 5,055 residents         | 1.0               | 0.5           | Ea.   |
| <b>Indoor Facilities</b>                 |                             |                   |               |       |
| Recreation Centers (including gyms)      | 1 / 9,126 residents         | 1.0               | 0.8           | Ea.   |
| Community Centers                        | 1 / 8,504 residents         | 1.0               | 0.8           | Ea.   |
| Senior Centers                           | 1 / 12,935 residents        | 0.0               | 0.0           | Ea.   |
| Performance Amphitheater                 | 1 / 9,291 residents         | 0.0               | 0.0           | Ea.   |
| Nature Centers                           | 1 / 11,821 residents        | 0.0               | 0.0           | Ea.   |
| Aquatic Centers                          | 1 / 11,375 residents        | 1.0               | 0.0           | Ea.   |
| Stadiums                                 | 1 / 9,126 residents         | 0.0               | 0.0           | Ea.   |
| Teen Centers                             | 1 / 14,426 residents        | 0.0               | 0.0           | Ea.   |
| Indoor Ice Rinks                         | 1 / 8,002 residents         | 0.0               | 0.0           | Ea.   |
| Arenas                                   | 1 / 6,137 residents         | 0.0               | 0.0           | Ea.   |

Figure 4.3: Target Park Land and Facility Inventories

(1) Target ratio standards are from the 2022 NRPA Agency Performance Review

(2) Target inventory is calculated by multiplying the 2023 population data by the target ratio

(3) Target inventory is calculated by multiplying the 2027 projected population by the target ratio.



| Target Inventory 2023<br>Data (2) | Target Inventory 2027<br>Data (3) | 2023 Surplus/Deficit (4) | 2027 Surplus/Deficit<br>(5) |
|-----------------------------------|-----------------------------------|--------------------------|-----------------------------|
| 101.9                             | 100.6                             | 136.6                    | 137.9                       |
| 3.0                               | 3.0                               | 2.5                      | 2.5                         |
| 5.6                               | 5.5                               | 1.4                      | 1.5                         |
| 1.7                               | 1.6                               | -1.7                     | -1.6                        |
| 3.0                               | 2.9                               | 1.0                      | 1.1                         |
| 4.1                               | 4.0                               | -4.1                     | -4.0                        |
| 3.2                               | 3.2                               | 0.8                      | 0.8                         |
| 2.1                               | 2.0                               | -2.1                     | -2.0                        |
| 3.6                               | 3.5                               | 1.4                      | 1.5                         |
| 1.4                               | 1.4                               | -1.4                     | -1.4                        |
| 2.1                               | 2.0                               | 1.9                      | 2.0                         |
| 2.0                               | 1.9                               | -2.0                     | -1.9                        |
| 2.5                               | 2.5                               | -2.5                     | -2.5                        |
| 3.2                               | 3.1                               | -3.2                     | -3.1                        |
| 1.4                               | 1.4                               | -1.4                     | -1.4                        |
| 1.4                               | 1.4                               | -1.4                     | -1.4                        |
| 0.9                               | 0.8                               | -0.9                     | -0.8                        |
| 1.3                               | 1.3                               | -1.3                     | -1.3                        |
| 1.4                               | 1.4                               | -1.4                     | -1.4                        |
| 1.3                               | 1.2                               | -1.3                     | -1.2                        |
| 1.0                               | 1.0                               | 0.0                      | 0.0                         |
| 1.0                               | 1.0                               | -1.0                     | -1.0                        |
| 1.2                               | 1.2                               | -0.2                     | -0.2                        |
| 2.2                               | 2.2                               | -1.2                     | -1.2                        |
| 1.2                               | 1.2                               | -0.2                     | -0.2                        |
| 1.3                               | 1.3                               | -0.3                     | -0.3                        |
| 0.9                               | 0.8                               | -0.9                     | -0.8                        |
| 0.0                               | 0.0                               | 0.0                      | 0.0                         |
| 0.9                               | 0.9                               | -0.9                     | -0.9                        |
| 1.0                               | 1.0                               | 0.0                      | 0.0                         |
| 0.0                               | 0.0                               | 0.0                      | 0.0                         |
| 0.0                               | 0.0                               | 0.0                      | 0.0                         |
| 1.4                               | 1.4                               | -1.4                     | -1.4                        |
| 1.8                               | 1.8                               | -1.8                     | -1.8                        |

# PARK SYSTEM TRENDS

## TPL as a City Comparison

The Trust for Public Land is a charitable organization that works to create parks and protect land for people to ensure that communities are healthy and livable communities. The Trust for Public Land's Center for City Park Excellence works to make cities more successful by providing data for park professionals and planners on realities of urban park and recreation systems. The 2022 City Park Facts metrics area generated by the Trust for Public Land's ParkScore analyzes and evaluates how large cities are meeting the need for parks and recreation.

According to this evaluation, the median of parkland as percentage of adjusted city area is 10 percent and the median of parkland per 1,000 resident is 13.2 acres. Additionally, the average percent of population that is within a walkable distance (1/2 mile radius) to access publicly owned parks is 75 percent. The 2022 City Park Facts also give insight into balancing natural and built park environments. The average percentage of parkland that is designed is 51 percent and the average percentage of parkland that is natural is 49 percent.

Based on the TPL standards of 13.2 acres per 1,000 residents, Peru should have roughly 146 acres of parkland. Peru currently has 238.5 acres of parkland which is a 92.5 acre surplus.

Top recreational trends identified in the 2022 City Parks Facts include:

- » Basketball Courts
- » Dog Parks
- » Playgrounds
- » Splashpads

## Distance to Parks

Figure 4.4 depicts walk-ability to current park and recreation facilities. All current park facilities are shown with a half mile and one mile buffer. These buffers represent an approximate ten minute and twenty minute walk distance, respectively. According to TPL ParkServe, Peru currently has 57% of the population living within a 10 minute walk of a park. This is less than the national average of 75%, meaning that nearly half of Peru residents must get in a car to enjoy a park. It is important that these walking distances are factored into future decisions relating to facility additions and expansions in Peru.

## Comparison of Operating Expenditures and Full Time Staff

In addition to looking at how Peru compared to national averages for park acreage, data was also collected on how surrounding community's parks and recreation departments are funded and operated. Specifically, information was drawn from the Martinsville Parks & Recreation 2018-2022 Master Plan.

The City of Martinsville is a peer community similar to Peru, with a population of roughly 11,700 people. The Martinsville Department of Parks oversees 5 developed parks, encompassing nearly 100 acres. There is one community park, one neighborhood park, and three mini parks. Similar to Peru's Maconaquah Park, Martinsville has a main park that is the home of the majority of the City's park amenities. This park, Jimmy Nash, includes a swimming pool and concession building, playgrounds, picnic shelters, basketball courts, softball diamond, park office, and maintenance buildings.

The parks are overseen by a parks board and parks director, who is supported by two full-time staff members. Martinsville does not have a program director, limiting the

program activities provided by the parks, although they do have alternate program providers. These include the YMCA, senior citizen center, the Martinsville school district, as well as little league baseball and basketball leagues.

The Martinsville Department of Parks has a budget of \$500,000 for maintenance, as well as \$250,000 for capital improvements. In 2019 the City planned to invest nearly \$670,000 in their parks. This money was to go towards improving park shelters and playgrounds, as well as funding tree plantings and trimmings and providing resources for maintenance.

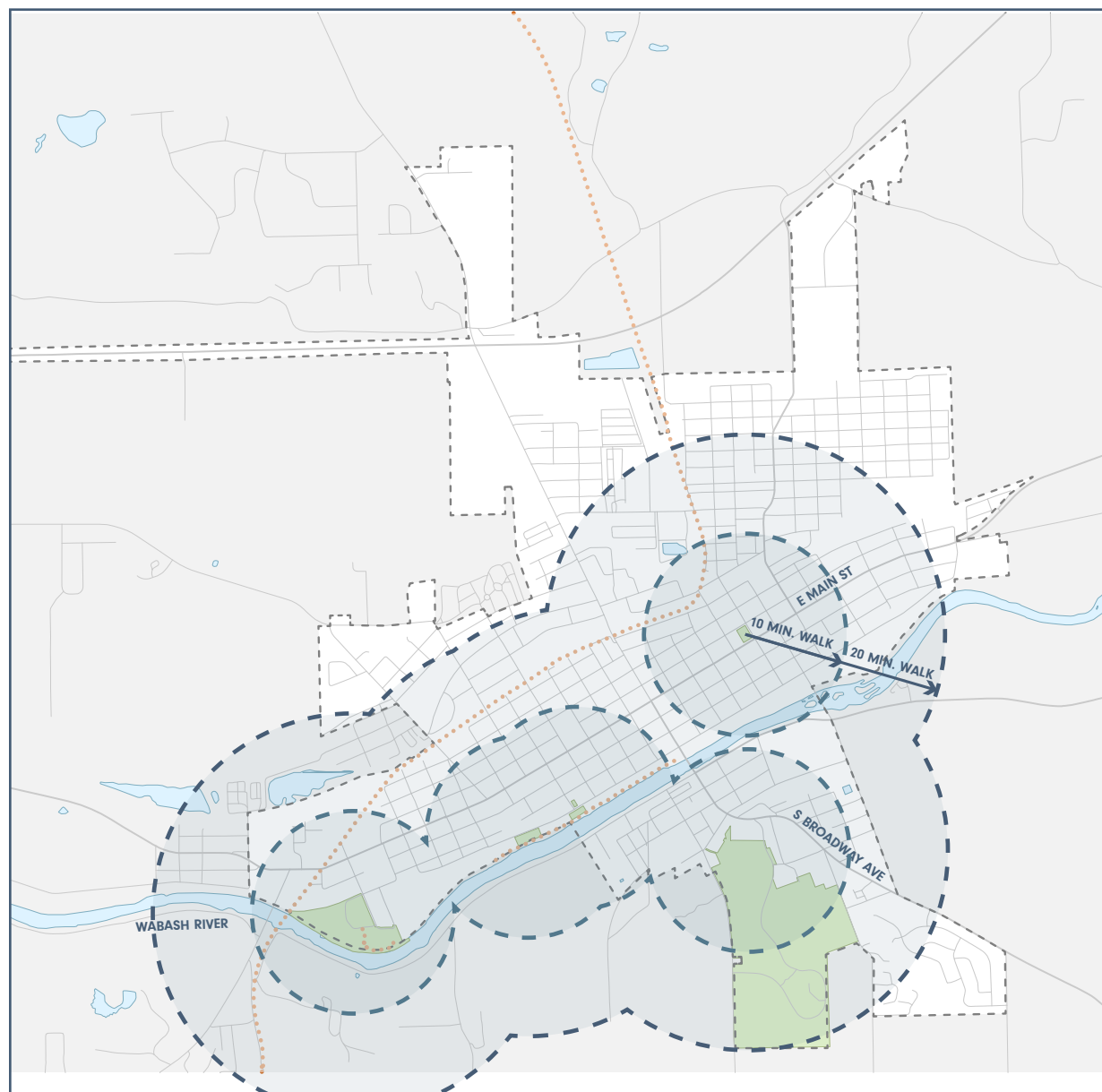


Figure 4.4: Peru Parks Walkability Map



# PROGRAMMING TRENDS

## Trails and Greenways

Peru currently has 5.5 miles of trails in its trail system. As discussed in the NRPA as a city comparison, a typical park and recreation agency that manages or maintains trails currently has 14 miles of trails. Based on this comparison Peru is currently maintaining approximately 8.5 miles of trails less than other agencies.

The City of Peru knows that trails are an important amenity within the community and is actively working to improve and increase their trail system. This has been seen through the new connection from River Walkway Park to West City Park. This was a major trail connection, not only connecting the two parks together but also providing a stronger connection between the parks and the new housing development along Canal Street.



River Walkway Trail Extension

## Current Programming Trends

According to the 2022 NRPA Agency Performance Review, programming is a key method that drives use of park and recreation facilities, and when registration fees are applied it is the largest source of non-tax revenue. The public is less likely to visit parks unless they are attending programs and fewer programs can equate to reduced usage rates for parks, less community support and reduced budgets.

The 2022 Performance Review identified key programming activities offered by parks and recreation agencies. These include:

- » Themed special events (90%)
- » Social recreation events (88%)
- » Team sports (87%)
- » Fitness enhancement classes (82%)
- » Health and wellness education (80%)
- » Individual Sports (76%)
- » Safety Training (72%)
- » Racquet sports (71%)
- » Aquatics (70%)
- » Performing arts (64%)
- » Visual arts (63%)
- » Natural and cultural history activities (62%)

- » Cultural crafts (62%)
- » Trips and tours (61%)
- » Martial arts (59%)
- » Running/cycling races (50%)
- » Golf (48%)
- » eSports/eGaming (12%)

Agencies with less than 20,000 residents typically offered the following programs targeted specifically for children, seniors, and people with disabilities:

- » Summer camp (61%)
- » Specific senior programs (65%)
- » Specific teen programs (46%)
- » Programs for people with disabilities (36%)
- » Science, technology, engineering, and math (STEM) programs (40%)
- » After-school programs (47%)
- » Preschool (25%)
- » Before-school programs (16%)
- » Full daycare (4%)

The typical agency offers 179 programs each year and 102 of those programs are fee-based events. Social equity needs to be factored in when deciding to hold fee-based programs.

Department financial needs and providing recreational opportunities for all residents regardless of race, age or income must be balanced. The 2021-2025 SCORP suggests using tactics such as sliding or income-based fee scales, park prescriptions, and free park days.

Figure 4.5 is based off the 2021-2025 SCORP survey results on how much money residents were willing to spend per year on their favorite outdoor recreation. Approximately 36% of respondents said they would spend less than 100 dollars per year, while 20% said they would spend 101-250 dollars per year and 16% percent would spend 251-500 dollars per year.

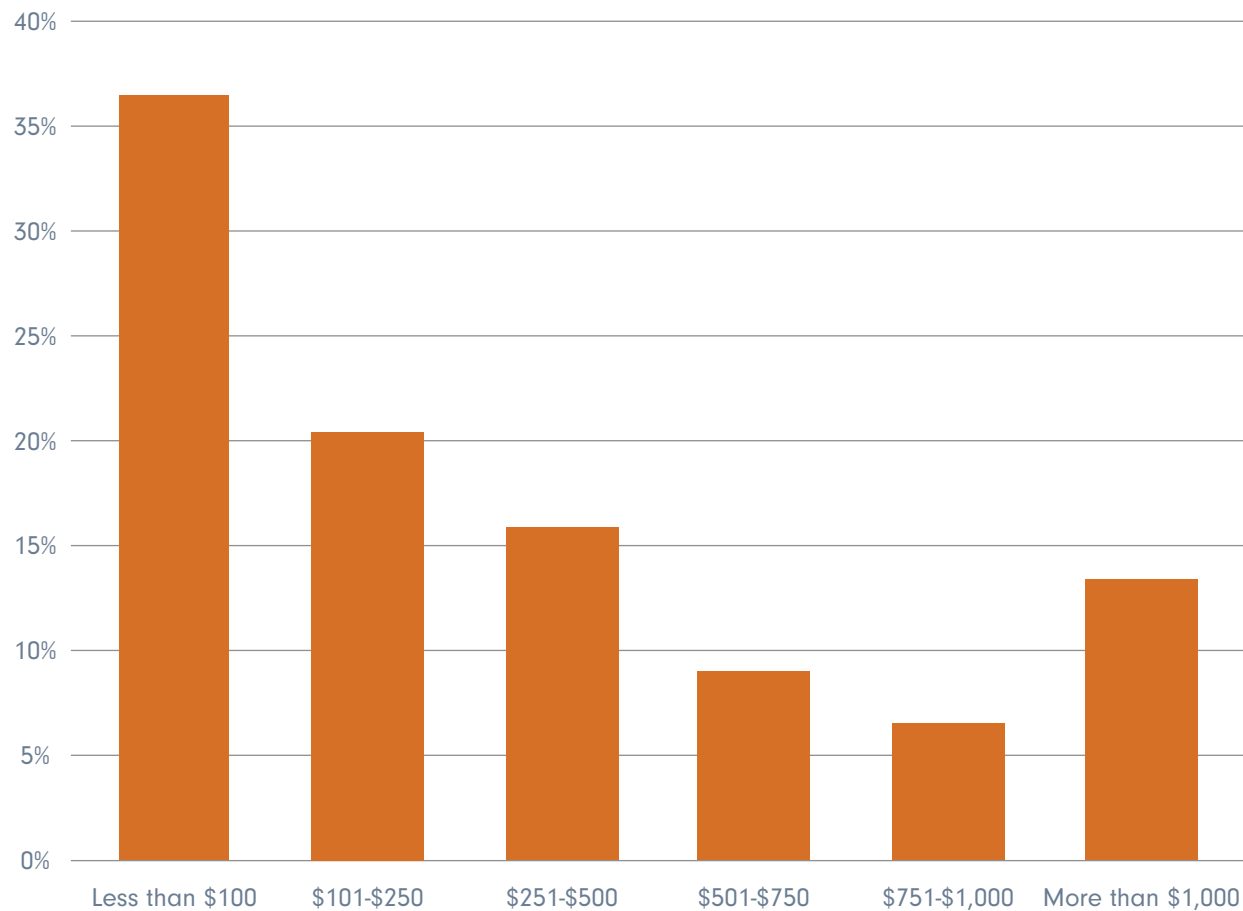


Figure 4.5: Resident Spending on Outdoor Recreation  
DATA Source: SCORP Plan 2021-2025

# PUBLIC INPUT

## Stakeholder Interviews

A series of virtual stakeholder interviews were held on the week of October 24 – October 28 at 10 A.M. A total of 6 stakeholder groups were interviewed and represented a variety of roles within the community, including small business owners, real estate developer, school superintendent, local pastor, library director, and the president of Rediscover Downtown Peru.

The following are some key results from the stakeholder interviews, for more detailed information, please see the appendix:

The city is currently looking to add two new river overlooks along the River Walkway to support the new housing development along Canal Street. Additionally, the city is working with IDNR to develop a boat/kayak launch near West City Park. Both of these efforts would help to better connect the community to the Wabash River.



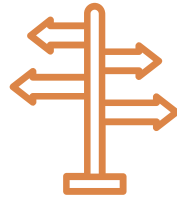
### Parks Department needs more funding

- » Department does well with limited staff and resources



### Opportunities for programming throughout parks

- » Potential to attract wider range of users




### Need for signage throughout the parks

- » Difficulty locating amenities and navigating through parks



### Desire for splash pad

- » Would improve community and park activity



### Parks need cohesion

- » Connect parks and amenities within the parks together



### Some amenities have limited accessibility

- » Restrooms and shelter houses are in poor condition



### Desire to connect community to the river

- » Limited access and blocked views



### Some parks do not feel safe or have a lack of security

- » Some parks have issues such as vandalism and poor lighting



## Public Survey

A survey with 25 questions was developed and distributed online and at locations around the community. The survey was promoted on the Peru Parks and Recreation Facebook page, as well as on the City's website. The survey was made available to the public on October 14, 2022 and closed by January 10, 2023.

A total of 164 people responded to the survey, all of which were online. A full copy of the survey results can be found in the document appendix. A summary of the survey results is provided below.

The age group with the most respondents included 35-54 years old, with the majority of respondents living within the city limits of Peru (58%). Nearly half the respondents indicated that they live more than 1 mile away from the nearest park (47%), and 23% said that they use the parks weekly, while 33% said that they use the parks once a month. The main reasons keeping people from using city park facilities include lack of awareness and outdated amenities.

The **top 5 most popular activities and amenities** that are currently used in the parks include:

- » Walking/Jogging/Exercise
- » Playgrounds
- » Special Events and Festivals
- » Shelter Houses
- » Bicycling



Many of the respondents indicated that while they feel it has a lot of potential, the amphitheater is underutilized and could be better programmed to improve culture, quality of life, and community engagement.

The **top 3 amenities** people would like to see added to the parks include:

- » Additional restrooms
- » Trails to connect to parks
- » Updated playgrounds

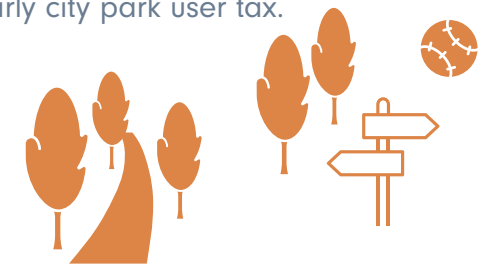


Additionally, the **top 3 programs, activities, and events** that people would like to see in the parks system include:

- » Community events (festivals, 5k races, concerts, etc.)
- » Amphitheater and entertainment events
- » Youth programs (arts, crafts, adventure, summer camps, etc.)



Overall, respondents indicated that it is **very important for the city to provide adequate parks and recreation facilities and program**. This is supported through the majority of respondents saying that they would be willing to pay for improvements in the city parks system through the means of small increases in program fees, small increases in shelter reservation fees, or a small yearly city park user tax.



# PUBLIC INPUT

## Public Workshop

A public workshop was held at the 7 Pillars Brewing Co. in downtown Peru on the evening of February 27, 2023 from 4-7 p.m. This workshop was attended by 30 people from the community, and gave them the opportunity to share any questions, concerns, or ideas for the parks master plan. The workshop was designed to share information that we had previously heard through the public survey and stakeholder interviews, as well as present a series of questions for the community to engage and share their ideas. These questions are outlined on the following page and highlight the key takeaways for each.

### What updates would you like to see added to Peru's park system?

- » Restroom facilities
- » Lighting/security
- » Parking (specifically at West City Park)
- » Amenities adjacent to the amphitheater (concessions/restrooms, walkways, etc.)
- » Restore creeks and bridges in Maconaquah Park

### What new amenities would you like to see added to Peru's park system?

- » Splash pad
- » Trails through Maconaquah Park
- » Wabash River access points (canoes, kayaks, paddle boards)
- » Designated areas with utility connections for food vendors and special event space
- » Pocket parks throughout the downtown
- » Skating rink/bowling alley/laser tag at old YMCA
- » Mini golf course



Stakeholder and Survey Confirmation Exercise



Updates, Amenities, and Programming Confirmation Exercises



Participants Interacting with the Confirmation Exercises

### What programming opportunities would you like to see added to Peru's park system?

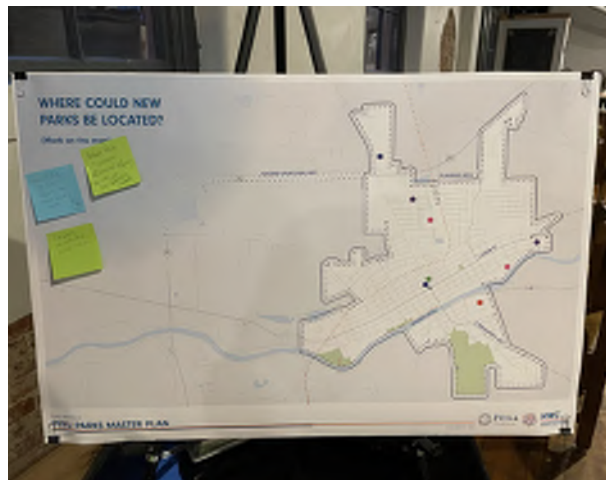
- » Concert series at amphitheater
- » Summer youth programs
- » Educational/historic trail
- » Summer jobs program
- » Expand the summer reading program at the amphitheater

### Where could new parks be located?

- » Around the Peru High School and Junior High School
- » Northern part of the city along Old US 31
- » By the Peru Civic Center
- » By the tennis courts located along 3rd and Benton Street
- » Eastern part of the city near the Peru City Housing Authority

### Do you agree or disagree with the 4 system wide goals?


In addition to these questions, a final question was presented to determine if the public agreed or disagreed with the 4 system wide goals that can be found in Chapter 1. Over 90% of attendees agreed with all 4 goals and felt that they successfully identified the needs of Peru's park system and what the plan should focus on accomplishing.



Potential New Park Mapping Exercise



Participants Interacting with the Mapping Exercise



Goals Confirmation Exercise



# KEY ANALYSIS TAKEAWAYS

The NRPA and TPL benchmarks, as well as the SCORP guidelines, help to provide a complete picture of the Peru parks system, highlighting the areas that currently work well and informing areas that need improvement. The analysis that was drawn from the level of service that the city should be providing to its residents, resulted in a number of observations and recommendations that help to inform the future direction for the parks system. Below is a summary of the primary takeaways from this analysis.

## Park System Size

Data drawn from both national and local standards indicate that by comparison the City of Peru has a sufficiency of park land at 123.5 acres (NRPA Standards) and 17.5 acres (SCORP). Additionally, the Peru Parks and Recreation Department currently owns and operates 6 park facilities, which is deficient for its size according to NRPA standards. These statistics, along with the previously identified walkability to current parks map (Figure 4.4), indicate that while the parks system meets the needs for total park acreage, there could be an opportunity to expand the parks system in order to better meet the needs of the community and provide more access to parks.

## Outdoor Facilities

Based on NRPA standards, Peru is significantly deficient in some key outdoor facilities. These include tennis courts (-4.1), youth soccer fields (-3.2), multi-purpose fields (-2.5), and multi-use courts (-2.1). Other deficiencies include totlots (-1.7), adult soccer fields (-1.4), football fields (-1.4), outdoor swimming pools (-1.3), outdoor ice rinks (-1.4), community gardens (-1.3), and dog parks (-1.0). These statistics indicate that there could be a need for more multipurpose courts and fields within the parks system.

Though the Peru Parks and Recreation Department is deficient in some of the areas listed above, they do have a surplus of playgrounds (1.4) basketball courts (1.0), pickleball courts (0.8), youth baseball fields (1.4), and youth softball fields (1.9). With a surplus of basketball courts, the Parks Department could look to convert some of these to multi-use courts to support additional recreational activities such as volleyball. Additionally, with a surplus of youth baseball and softball fields, these amenities should be a focal point for improvements in order to maximize their use and continue to be a valuable resource for the community.

## Indoor Facilities

In addition, NRPA standards indicate that Peru is sufficient in many of the categories relating to indoor facilities. The Miami County YMCA is a valuable resource and serves as a recreation and aquatic center. Additionally, the Peru Civic Center and Riverview Event Center serve as valuable community space. The most notable deficiencies indicated by NRPA standards include nature centers and indoor ice rinks. As heard through the public workshop, the old YMCA could provide an opportunity to incorporate some of these missing indoor facilities.

## Natural Parkland

The Trust for Public Land specifies that the average percentage of parkland that is natural is 49%. Of Peru's six parks, Maconaquah Park would be the only one that is considered to be natural. This 186 acre park provides natural park space through wooded areas for users to enjoy. While this is the only natural park within the city, there are several natural amenities located outside the city limits. Some of these include the Seven Pillars Nature Preserve, Mississinewa Reservoir, and the Miami State Recreation Area.

# KEY ANALYSIS TAKEAWAYS

## Location of Services

Based on the walkability map, Peru is currently lacking park facilities within the northern parts of the city. All of Peru's six parks are located on the southern half of the city. This was also identified in the public workshop, where community members highlighted several areas throughout the northern and eastern parts of the city that needed better access to parks and recreation..

## Trails and Greenways

Peru is currently sufficient in trails with 5.5 trail miles in the entire trail network. This is in line and above NRPA standards of 3 miles of trail per 20,000 residents. With this being said the city is actively working to improve and expand their trail system to create a more complete network of trails within the parks and throughout the community as a whole.

## Programming

As mentioned previously, most of the recreational programming within the community is provided through the Miami County YMCA, local schools, and other local organizations. With that being said, Peru does have a strong involvement with hosting Little League games and tournaments at

West City Park. This brings in many families and spectators throughout the year.

With a surplus of park acreage and wide variety of facilities, the Peru Parks and Recreation Department has an opportunity to expand and enhance the programming throughout the parks system. One area where this could be improved is through the use of the amphitheater. Throughout all the public input methods, the amphitheater was a major point of discussion, with many members of the community highlighting it as an area that could be better utilized. Through improved programming, various events and performing arts could take place here, attracting people from within the city as well as the surrounding communities. This would help to better engage the community with the parks and improve the overall quality of life. The City of Peru is in the process of developing a summer concert series that would run from the months of June through September.

Other opportunities for programming include summer youth programming. These programs could include organized sports capitalizing on the facilities found throughout the park system – basketball courts, baseball/softball fields, and pickleball courts as well as educational programs centered around nature and the Wabash River. As mentioned in the

Community Profile Chapter, the Wabash River provides opportunities for youth to learn about native plants, invasive species, and how to preserve the natural amenities found within the community. One way this could be done is through a Wabash River cleanup program. Additionally, this could be extended into Maconaquah Park, with an effort to cleanup and restore some of the natural streams that flow through the park.

## Maintenance

Much of Peru's park system maintenance is overseen by the parks superintendent, with a few part-time employees that help with maintenance and mowing throughout the more active times of the year. By comparison, the City of Martinsville's parks department oversees 5 developed parks that encompass nearly 100 acres, and is overseen by a parks director and two full time staff members. With nearly 240 acres of land to manage within Peru's park system, the city should consider expanding their maintenance team with the addition of at least one more full time maintenance staff member, to ensure that the parks are maintained and kept at a standard that will engage the community and enhance the quality of life. This was made evident throughout the public engagement process as well, with many community members stating that the parks are a valuable resource and worth investing in.

This page intentionally left blank





# RECOMMENDATIONS

# 5

# RECOMMENDATIONS

## Accomplishments Since Last Plan

Since the previous Parks Master Plan was implemented, the City of Peru has been able to implement a few of the projects that were outlined. These projects can be used as a catalyst for further improvements throughout the parks system. Some of the prominent projects that were completed since the last plan are listed below:

- » Trail connection from River Walkway Park to West City Park and the Nickel Plate Trail
- » Pickleball courts at River Walkway Park
- » Amphitheater at Maconaquah Park

## Plan Evaluation

The following outlined goals and action plan should be used as a framework for the Peru Parks and Recreation Department to successfully identify the top priorities and needs for the parks system over the next five years. By outlining these priorities, the Parks and Recreation Department should be in a better position to capitalize on opportunities for improvements when funding becomes available. This will ultimately help to better inform the parks budgeting process.

This plan should be periodically reviewed by the department and parks board to ensure that the recommendations that are identified still meet the communities needs and align with the priorities.

Additional funding sources can be found in the appendix of this document.

# SYSTEM-WIDE GOALS

## **GOAL:** **MAXIMIZE COMMUNITY RESOURCES AND ENGAGEMENT TO SUPPORT AND PROMOTE THE PARK SYSTEM.**

### Objectives

- » Improve website by including more information, such as:
  - Online reservations
  - Upcoming events
  - Park offerings
  - Park updates/upgrades
- » Increase frequency of digital marketing
  - Stronger social media presence to advertise events, programs, and overall park offerings

## **GOAL:** **IMPROVE THE OVERALL ACCESSIBILITY AND SAFETY THROUGHOUT THE PARKS.**

### Objectives

- » Improve lighting and increase security throughout River Walkway Park and West City Park
- » Upgrade/expand restrooms throughout the parks, focusing on Maconaquah Park
- » Improve access to the Wabash River
  - Canoe/kayak launch
  - River overlooks
- » Improve access to playgrounds
- » Improve access to shelter houses
  - Signage
  - Evaluate shelter locations
- » Implement more wayfinding
  - Use to help direct people into parks
  - Partner with Nickel Plate Trail to add informational signage that connects trail users to key destinations into Peru, including parks and recreation opportunities
- » Expand and plan for future parking at West City Park



# SYSTEM-WIDE GOALS

## GOAL:

**PROVIDE A DIVERSE PARK SYSTEM WITH RECREATIONAL FACILITIES AND PROGRAMMING THAT EFFECTIVELY MEET THE NEEDS OF ALL USER GROUPS.**

### Objectives

- » Install basketball courts at River Walkway Park
- » Educate the community about the river and issues with invasive species found along the river
  - Host a river cleanup with Miami County Soil and Water/Purdue Extension
- » Develop a plan for funding irrigation at the golf course
  - Host a fundraising campaign for the community
- » Increase trail maintenance program
- » Install splash pad at River Walkway Park
- » Explore opportunities for camping within the parks

## GOAL:

**PROVIDE EFFICIENT AND EFFECTIVE ADMINISTRATION, LEADERSHIP, AND COORDINATION FOR QUALITY RECREATION WITHIN THE COMMUNITY.**

### Objectives

- » Engage and encourage community groups to help host activities to bring more people into the community
- » Build partnerships with other community groups and park allies
- » Enhance existing financial infrastructure to support sustained efforts with maintenance and capital improvements
- » Add a full-time maintenance staff member
- » Add a parks program director to further improve and establish programming within the parks

# ACTION PLAN

| Short Term Priorities (0-5 Years) |   |                                      |  |   |
|-----------------------------------|---|--------------------------------------|--|---|
| Park                              | Action  | Responsible Party                    | Cost Estimate  | Funding Sources   |
| River Walkway Park                | Develop a master plan for improvements                        | MCEDC, Parks Department              | \$15,000-25,000  | Local operation funds, MCEDC                                |
|                                   | Install a splash pad  | MCEDC, Parks Department              | \$1-1.5 Million  | LWCF, READI   |
| West City Park                    | Develop a master plan for improvements                        | Park Operator, Parks Department      | \$15,000-25,000  | Local operation funds, MCEDC                                |
|                                   | Plan for better parking facilities                            | Park Operator, Parks Department      | \$150,000 - 200,000  | Local operation funds                                       |
|                                   | Install a canoe/kayak launch (in progress)                    | IDNR                                 | Funding already solidified                                     | IDNR  |
| Maconaquah Park                   | Develop a strategy for funding irrigation at golf course      | Golf Course Operator                 | To be estimated by plan strategy                               | Local operation funds                                       |
| System-Wide                       | Develop a strategy for maintenance                            | Parks Department                     | To be estimated by plan strategy                               | Local operation funds                                       |
|                                   | Hire a part time programming director                         | Parks Department, City               | \$20,000 - 30,000 per year                                     | Local operation funds                                       |
|                                   | Develop a long-term strategy for funding                      | Parks Department, City               | To be estimated by plan strategy                               | Local operation funds, Friends of the Park                  |
|                                   | Update website and digital marketing strategies               | Parks Department, City               | Minimal input needed - can be added as another job requirement | Local/city funds  |
|                                   | Improve security - cameras, lighting                          | Parks Department                     | \$250,000 - 500,000  | Local operation funds                                       |
|                                   | Expand partnerships with community groups                     | Parks Department, City               | Minimal input needed - can be added as another job requirement | Local/city funds  |
| Trail System                      | Partner with Nickel Plate Trail to develop wayfinding signage | Parks Department, Nickel Plate Trail | To be estimated by plan strategy                               | IHCDA CreatINg Places, Patronicity, Indiana Arts Commission |

# ACTION PLAN

| Midrange Priorities (5-10 Years) |   |
|----------------------------------|---|
| Park                             | Action  |
| West City Park                   | Update lighting   |
|                                  | Update and bring restroom facilities up to code   |
| Riverwalkway Park                | Install basketball courts   |
| Shilling Park                    | Convert to additional parking for River Walkway Park  |
| Maconaquah Park                  | Update and bring restroom facilities up to code   |
| System-Wide                      | Develop river cleanup program - partnership with Miami County Soil and Water Conservation District and Purdue Extension |
|                                  | Develop trail maintenance program   |
|                                  | Develop summer youth programming  |
|                                  |   |
|                                  |   |



# ACTION PLAN

| Long Term Priorities (10+ Years) |  |
|----------------------------------|--|
| Park                             | Action   |
| Maconaquah Park                  | Update playgrounds as needed to improve access     |
|                                  | Update shelters as needed to improve access        |
| System-Wide                      | Explore camping site opportunities                 |
|                                  | Develop a strategic plan to expand the park system |
|                                  |  |
|                                  |  |
|                                  |  |
|                                  |  |
|                                  |  |
|                                  |  |
|                                  |  |
|                                  |  |

# MASTER PLANS

## River Walkway Park Recommendation Summary

One of the most popular parks within the park system is River Walkway Park and the adjacent skate park. Many families and teens within the community use these parks for daily activity. Currently, River Walkway Park consists of a fitness trail, two river overlooks, a large playground with inclusive play elements, two shelters and a gazebo, a centrally located restroom facility, as well as large open green space. Two other parks can be found adjacent to the park including Peru's Skate Park to the West and Shilling Park to the North that consists of a single basketball court. Users travel between the different parks utilizing the amenities that each has to offer. Shilling Park is in poor condition with the asphalt cracking and the fencing in disrepair. The skate park is in good condition and is actively used. Overall, these parks are actively used and in good condition, however there are some key issues within these areas that include:

- » Unsafe or lacking pedestrian accessibility between the 3 parks
- » Poor pedestrian lighting within the park
- » Limited parking adjacent to the amenities
- » Limited river access and viewing opportunities

By combining these three parks together, new opportunities emerge to enhance the park space. With new amenities, the space will be better utilized for daily activities as well as provide new programming opportunities for the community. Improvements are already taking place with the addition of pickleball courts located to the west of the playground. Closer to the playground, a splash pad is being proposed due to the high desire within the community to have an outdoor aquatic feature within the park. This splash pad would not only attract local residents, but could have the potential to bring people in from surrounding communities and further promote the Peru park system.

Other proposed amenities such as cornhole and new basketball courts would replace those located at Shilling Park, allowing this space to be converted to additional parking that would support the new amenities at River Walkway and thus a higher capacity of users. Additionally, new parking could be added along Canal Street, extending down to the skate park. These improvements, along with new sidewalk extensions, would improve the overall accessibility between the different areas of the park.



Existing Playground



Existing Restroom Facility



### Existing Features

- 1 Shelter
- 2 Restroom
- 3 Playground
- 4 Riverwalk Trail
- 5 River Overlook
- 6 Parking Lot



Scale: 1" = 150'





# MASTER PLANS

## West City Park Recommendation Summary

Best known for their sport fields, West City Park provides several playing fields for the local baseball and softball teams. The park is heavily used during the school year and summer months for the teams to play and practice. With the large audience that these games draw in, it is important that the park provide adequate facilities that meet these needs. Providing more concessions, updated lighting, improved parking, and restrooms is crucial for these events. Other amenities such as playgrounds and shelters benefit parents to rest and watch practices while their youngest can be entertained. Overall, this park is actively used and in good condition, however there are some key issues that need to be addressed, including:

- » Lack of Defined Parking Lots
- » Poor Vehicular and Pedestrian Circulation
- » Poor Lighting (both field lighting and pedestrian lighting)
- » Limited Site Security

One of the biggest challenges West City Park faces is the parking and site circulation. In its current condition, people park anywhere throughout the park as there is not a defined parking area. This causes vehicular traffic jams and safety concerns for pedestrians as they travel through the site. The park currently has an existing drop-off area, by providing another one on the south side, it can keep vehicles from driving through the middle of the site. Additionally, by opening the center of the park between the two drop-off areas, it provides better pedestrian flow and increases safety.

Furthermore, by maximizing the site for parking, about 580 spots can be provided for guests during large events. Vehicles can easily drop-off guests by the fields and park in the designated parking areas. Several spots have been proposed near some of the fields for parents to easily watch practices from their vehicles. Installing sidewalks to run along the parking lots will provide for better accessibility around the site, and new pathways have been proposed to connect to existing facilities and provide better access to and from the site.



Existing Fields and Lighting



Existing Restroom Facilities

### Existing Features

- 1 Baseball Field
- 2 Softball Field
- 3 Batting Cage
- 4 Concession
- 5 Restroom
- 6 Playground
- 7 Shelter
- 8 Trail
- 9 River Overlook



This page intentionally left blank





# APPENDICES

6

# STEERING COMMITTEE MEETINGS



## Planning Meeting #1 - Agenda

Peru, IN – Parks & Recreation Master Plan Update  
Meeting Date: Friday, October 7, 2022

---

### I. Planning Meeting – 9:00am-10:30am

#### A. Introduction/Meeting Purpose

##### i. Purpose of Meeting

1. Kick-off the parks plan update
2. Review previous parks plan inventory and goals
3. Develop broad goals
4. Tour the parks

##### ii. Committee Introductions

1. Steering Committee Confirmation
2. What is something you are proud of in the Peru Parks?
3. If there's one thing you could change tomorrow what would it be?

#### B. Project Schedule

##### i. Confirms intent to submit to IDNR

1. IDNR Deadlines
  - a. November 15<sup>th</sup> – Draft Due
  - b. April 15<sup>th</sup> – Final Draft Due

##### ii. Set Future Meeting Dates

1. See schedule

##### iii. Public Input

1. Public Survey
  - a. Parks Survey (See handout)
    - i. What to add or take away?
  - b. Need to launch survey before November 15<sup>th</sup> deadline
2. Stakeholder Meetings
  - a. Develop list of stakeholders
  - b. Virtual would be best to meet November deadline
  - c. Need to have meetings complete before November 15<sup>th</sup> deadline
3. Public Presentation
  - a. Where?

#### C. Review Inventory

##### i. Current Park Inventory (See map)

1. Are we missing any critical information?

#### D. Broad Goals

##### i. Previous Goals (See handout)

##### ii. What is your goal for this parks masterplan update?

1. 10-year vision, 5-year action plan

##### iii. What are the tangible outcomes you'd like to see from this planning process?

##### iv. Issues/concerns:

1. Macenoqueh park
2. Peru Skate Park
3. River Walkway
4. Shiloh Park
5. West City Park
6. Trails Network



### E. Next Steps

- i. October 10<sup>th</sup>: Draft Public Survey to Steering Committee
- ii. October 14<sup>th</sup>: Launch Public Survey
- iii. October 24<sup>th</sup> – 28<sup>th</sup>: Interviews with Staff/Focus Groups/Stakeholders
- iv. October 31<sup>st</sup>: Draft #1 to Steering Committee
- v. November 15<sup>th</sup>: IDNR Draft Submittal

### ii. HWC to Tour Parks – 11:00am – 2:00pm

## KEY PROJECTS

Below is a brief overview of the previous five year master plan highlighting key projects that were proposed.

\* online reservations / online presence  
2015

- Renovation of Davis Park - basketball court, playground, fencing, drinking fountain
- Provide All Sport Summer Camp for kids, 1 day/week for 5-8 weeks

2016

- \* ADA and drainage improvements throughout the parks
- Trail connection from West City Park to Nickel Plate Trail ✓
- \* Construct restrooms at Davis Park

2017

- \* Maconaquah Park Improvements - ADA restrooms, Park Drive, Upper Park playground
- Maconaquah Bowl Improvements - amphitheater, accessible playground, restrooms, parking
- \* Peru Municipal Golf Course - update irrigation system
- \* West City Park expand trail head parking lot
- \* Construct water splash pad at River Walkway Park
- Addition of full-time Park Maintenance Laborer \*

2018

- \* Resurface parking in lower Maconaquah Park
- \* Renovation of tees, fairways and greens at Peru Municipal Golf Course - selective Review
- \* Construction of accessible walks throughout West City Park

2019

- \* Restore creek along Park Drive
- Renovation of tees, fairways and greens at Peru Municipal Golf Course
- Update site lighting along River Walkway - Additional - lighting on bridge, Nickel Plate.
- ✓ Addition of full time Recreation Assistant for coordinate special events, reservations, programs, newsletter, website, social media and outreach to community

Keep in plan

\* mini golf \* corn hole

## SUGGESTIONS FOR NEW PROJECTS?

### DAVIS PARK

- Drinking Fountain.
- Sidewalks.

### Mac Park

- Alcohol @ golf course? Liquor License. / Money Source.
- have irrigation plan.
- Upgrade Disc Golf Equip.

### West City

- DNR boat ramp.
- Lighting at ballfields Cal Ripken.

### Skate Park

### River Walkway

- Volleyball.
- Master Plan.
- Move B Ball

### Shilling

- Does it become parking?

### Rotary Club Park along River

Vandalism Cameras.  
Nickel Plate - Maintenance.



# STEERING COMMITTEE MEETINGS



**Planning Meeting #2 - Agenda**  
Peru, IN - Parks & Recreation Master Plan Update  
Meeting Date: Friday, January 20, 2023

---

- I. **Planning Meeting - 9:00am-10:00am**
  - A. Introductions
  - B. Purpose of Meeting
    - i. Review draft master plan
    - ii. Review comments received from IDNR
    - iii. Review survey results and stakeholder input
    - iv. Identify system wide goals and action items
    - v. Next steps
  - C. Draft Review
    - i. Trail network
      - 1. Nickel Plate Trail - 3.5 miles
      - 2. River Walkway Park - 1 mile
      - 3. Mac Park - ?
    - ii. Maintenance/Staffing
      - 1. Full time vs. part time staff?
      - 2. Additional staff needed?
    - iii. Current funding methods
      - 1. Park/rental fees?
    - iv. List of top projects completed since the last plan
    - v. Are we missing anything?
  - D. IDNR Comments
  - E. Survey Results/Stakeholder Interviews
    - i. Public Survey
      - 1. 164 responses
      - 2. Key takeaways
      - 3. What do you want to bring forward and highlight?
    - ii. Stakeholder Interviews
      - 1. 5 stakeholder interviews
      - 2. Key takeaways
  - F. System Wide Goals/Action Items
    - i. Top 4-5 goals
      - 1. Objectives for each goal
    - ii. Action Plan
      - 1. Short term (0-5 years)
      - 2. Midrange (5-10 years)
      - 3. Long term (10+ years)
  - G. Next Steps
    - i. Public workshop
      - 1. Date, time, location?
    - ii. Final draft
      - 1. Due by April 15, 2023
    - iii. Presentation and adoption
      - 1. Date TBD

| GOAL   | GOAL OBJECTIVES   |
|--|---|
| <p><b>MAXIMIZE COMMUNITY RESOURCES AND ENGAGEMENT TO SUPPORT AND PROMOTE THE PARK SYSTEM.</b></p>  | <ul style="list-style-type: none"> <li>- Upgrade Restrooms / Expand, Add</li> <li>- Move lighting / better security. (River Walkway, West City)</li> <li>- How do we Attract People? Website, Events, Park Offerings.               <ul style="list-style-type: none"> <li>- Online reservations / Updates / Upgrades. / Digital Mkt. Social Media.</li> </ul> </li> <li>- Ball Courts @ River Walkway.</li> </ul>  |
| <p><b>IMPROVE THE OVERALL ACCESSIBILITY AND SAFETY THROUGHOUT THE PARKS.</b></p>   | <ul style="list-style-type: none"> <li>- Engage / Encourage groups to help host activities to bring people in community. (Using park assets) • Build Partnerships. w/ other community groups.</li> <li>- Educate about River &amp; Invasives - River Cleanup w/ Soil &amp; Water / Purdue Ext. Local Utilities</li> <li>- Establish Access to Wabash River - Kayak, Ed, etc.</li> <li>- Repair / Replace Playgrounds as needed.</li> <li>- Access &amp; Location to Shelter Houses / Eliminate or Add as needed.</li> </ul> |
| <p><b>PROVIDE A DIVERSE PARK SYSTEM WITH RECREATIONAL FACILITIES AND PROGRAMMING THAT EFFECTIVELY MEET THE NEEDS OF ALL USER GROUPS.</b></p> | <ul style="list-style-type: none"> <li>- Develop a plan for funding Irrigation at golf course, Fundraising opportunity.</li> <li>- Splash pad work w/ DRI to get matching funding</li> <li>- Trail maintenance program.</li> <li>- Add Wayfinding - Direct people into parks / partner w/ Nickel Plate.</li> <li>- Develop financial infrastructure that supports sustained efforts w/ maintenance &amp; capital improvements. (Plan for future) TIF money &amp; of P.</li> </ul>   |
| <p><b>PROVIDE EFFICIENT AND EFFECTIVE ADMINISTRATION, LEADERSHIP, AND COORDINATION FOR QUALITY RECREATION WITHIN THE COMMUNITY.</b></p>      | <ul style="list-style-type: none"> <li>- Explore opportunities for camping / walk in from Nickel Plate trail.</li> <li>- Expand / Plan for parking @ West City Park.</li> </ul>   |

# STAKEHOLDER INTERVIEWS

NAME: OCCUPATION – DATE @ TIME

1. What is your role within the community?
2. How do you currently interact with the parks?
3. What are some concerns residents have brought up about the parks?
  - a. Is there issue with homelessness, drug use or vandalism in the parks? If yes, is there a plan to address these issues?
4. Do you think the department is staffed and funded appropriately?
  - a. Do you have concerns regarding funding? Do you know of other opportunities for funding?
5. Overall, how would you rate the Parks Department?
6. What amenities/facilities are missing or underutilized?
7. What opportunities for programming and events is there?
  - a. What capacity is there for programming?
8. What opportunities are there for partnerships with local groups and organizations?
9. What are possible park connections?
  - a. Sidewalks, trails, county parks, etc.?
10. Where should the Parks and Rec's attention turn to as the next project?

## Stakeholders

### What is your role within the community?

- » Dave VanBaalen (Real Estate Developer)
- » Ben VanBaalen (Business Owner)
- » Kenny Hanson (North Miami Community Schools Superintendent)
- » Megan Bowsher (Business Owner)
- » Maryann Farnham (Library Director)
- » Eric McCoy (Pastor, President of Rediscover Downtown Peru)

### How do you currently interact with the parks?

- » Use the sports fields/courts
- » Use the golf course and disc golf course at Maconaquah Park
- » Summer reading program at the Maconaquah amphitheater
- » Ride bikes along the trails
- » Kids use the playgrounds



**What are some concerns residents have brought up about the parks?**

- » Parking is unsafe at West City Park
- » Poor lighting at Riverwalkway Park and Maconaquah Park
- » Restrooms are old and not all accessible
- » Vandalism
- » Parks need better security (including cameras)
- » Teens using the younger playgrounds and play equipment

**Do you think the department is staffed and funded appropriately?**

- » The department needs more support from the city
- » The department could use more staffing for maintenance

**Overall, how would you rate the parks department?**

- » Believe that the parks department does a good job with limited resources
- » Believe the department is worth investing in to ensure the parks are maintained
- » The parks department is diligent about addressing issues

**What amenities/facilities are missing or underutilized?**

- » Accessible restroom facilities
- » Adequate parking
- » Splash pad
- » Shelters that are easier to access, rent out, and provide better lighting
- » Better access to the Wabash River
- » More Wabash River overlooks
- » Provide more opportunities for large events at the amphitheater
- » Concession stands

**What opportunities for programming and events is there?**

- » More youth oriented programming
- » Educational programming at Maconaquah Park
- » Better event programming at the Maconaquah amphitheater

**What opportunities are there for partnerships with local groups and organizations?**

- » Partnering with different clubs and organizations within the schools
- » Expanding on the summer reading program within the parks
- » Partnerships with the church for community service and events

**What are possible park connections?**

- » Believe that there are good connections within the parks but there is a need for better signage and lighting
- » The trail extension from River Walkway Park to West City Park was a major connection


**Where should the Parks and Rec's attention turn to as the next project?**

- » Construction of a splash pad
- » Wayfinding signage throughout the parks and trails
- » Improving security/lighting throughout the parks
- » Improved programming opportunities for young kids and teens

# PUBLIC OPEN HOUSE

## PUBLIC SURVEY KEY TAKEAWAYS

Did we miss anything?



**56%** of respondents use the parks monthly with about half of them using the parks weekly

### TOP 3 amenities to add at the parks

- Additional Restrooms
- Trails Connecting Parks
- Updated Playgrounds



**OVERALL**, respondents indicated that it is **IMPORTANT** for the city to provide parks and recreational facilities and programs



### HIGH desire to improve amphitheater programming

- To Enhance Culture
- To Engage Community
- To Improve Quality of Life



### TOP 5 activities at the parks

- Walking/Jogging/Exercise
- Playgrounds
- Special Events and Festivals
- Shelter Houses
- Bicycling



### TOP 3 event opportunities to host for the community

- Community Events (festivals, 5k marathon, concerts, etc.)
- Amphitheater and Entertainment Events
- Youth programs (summer camp, arts and crafts, adventures, etc.)



## STAKEHOLDER INTERVIEW KEY TAKEAWAYS

Did we miss anything?



### The Parks Department needs more funding

- Department does well with limited staff and resources



### Need for signage throughout the parks

- Users have struggled to locate amenities or navigate through the parks



### Parks need cohesion

- Opportunities to connect parks together
- Opportunities to connect amenities within the parks



### Desire to connect community to the river

- Limited access and blocked views



### Opportunities for programming throughout parks

- Potential to attract wider range of users
- Parks would become more active
- Maximize the use of amphitheater



### Desire for splash pad

- Should be the next main focus
- Would improve community and park activity



### Some amenities have limited accessibility

- Restrooms are inaccessible, not available or in poor condition
- Shelter houses are not easily accessible or well lit



### Some parks do not feel safe or have a lack of security

- West City Park has major safety concerns
- Some parks are vandalized, have poor lighting or older kids are using the younger play equipment





# WHAT NEW AMENITIES WOULD YOU LIKE TO SEE ADDED TO PERU'S PARK SYSTEM?

(Please share your thoughts)

- How do you plan to look back to the community about the park?
- Publicity for Technical
- SPHERE PRO POOL ???
- Upgrade concrete park for Urban display
- Enhance the Pool
- LARGE TREE ZIP LINE
- Concerts
- Designated concrete pads w/ trees/water fountains for food vendors
- Working Tables - creating an outdoor area for people to sit and work
- Splishgas
- What does the park get out of this? (community?)
- Trails through Passerquah Park
- Designated concrete pads w/ trees/water fountains for food vendors
- 1. Designate the area for people to sit and work
- 2. Designate a specific area for people to sit and work
- 3. Create a small garden area
- 4. Provide a table for people to sit and work
- 5. Provide a table for people to sit and work
- 6. Provide a table for people to sit and work
- 7. Provide a table for people to sit and work
- 8. Provide a table for people to sit and work
- 9. Provide a table for people to sit and work
- 10. Provide a table for people to sit and work
- 11. Provide a table for people to sit and work
- 12. Provide a table for people to sit and work
- 13. Provide a table for people to sit and work
- 14. Provide a table for people to sit and work
- 15. Provide a table for people to sit and work
- 16. Provide a table for people to sit and work
- 17. Provide a table for people to sit and work
- 18. Provide a table for people to sit and work
- 19. Provide a table for people to sit and work
- 20. Provide a table for people to sit and work

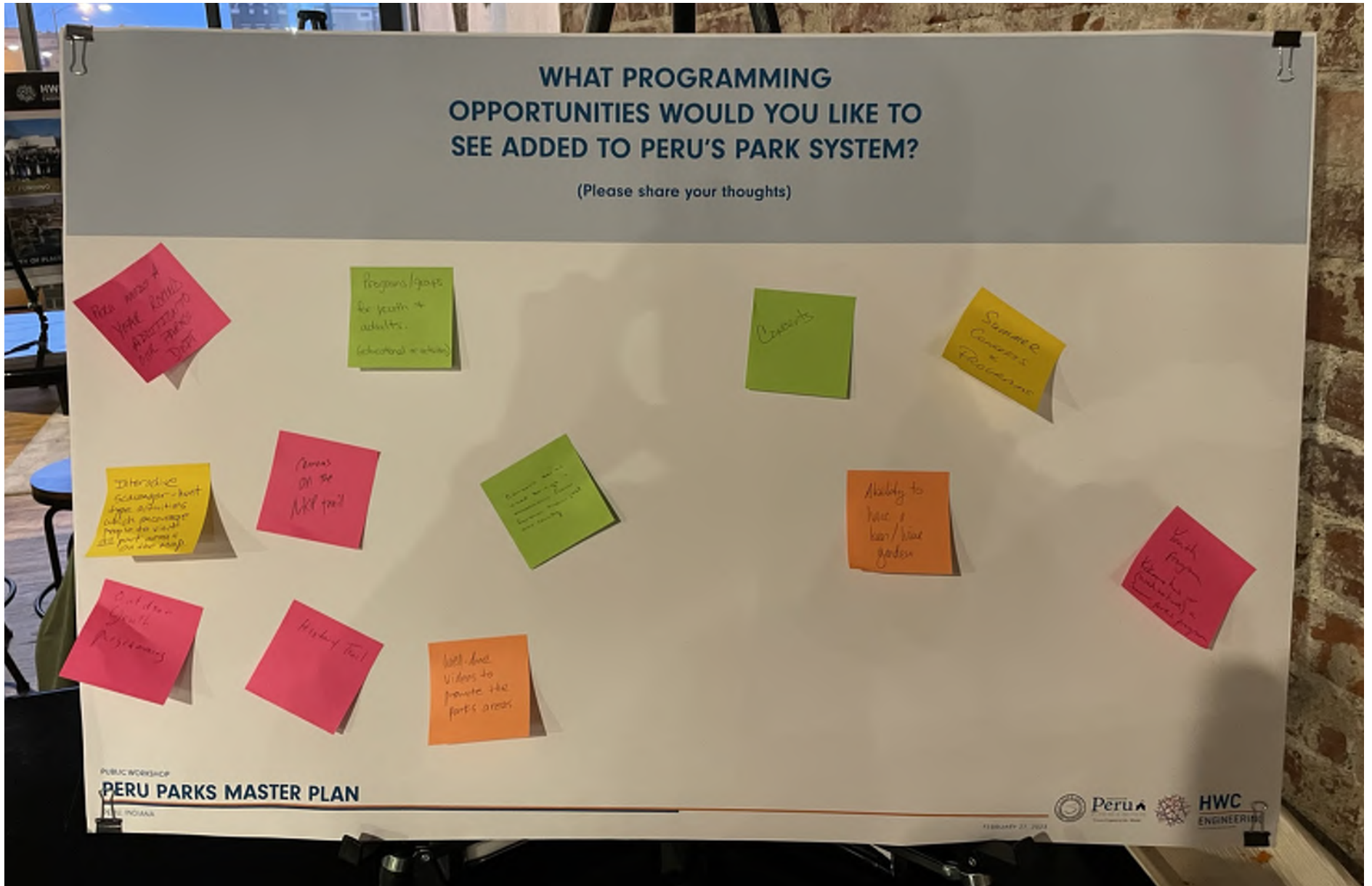
PUBLIC WORKSHOP  
**PERU PARKS MASTER PLAN**



FEBRUARY 27, 2023



# PUBLIC OPEN HOUSE





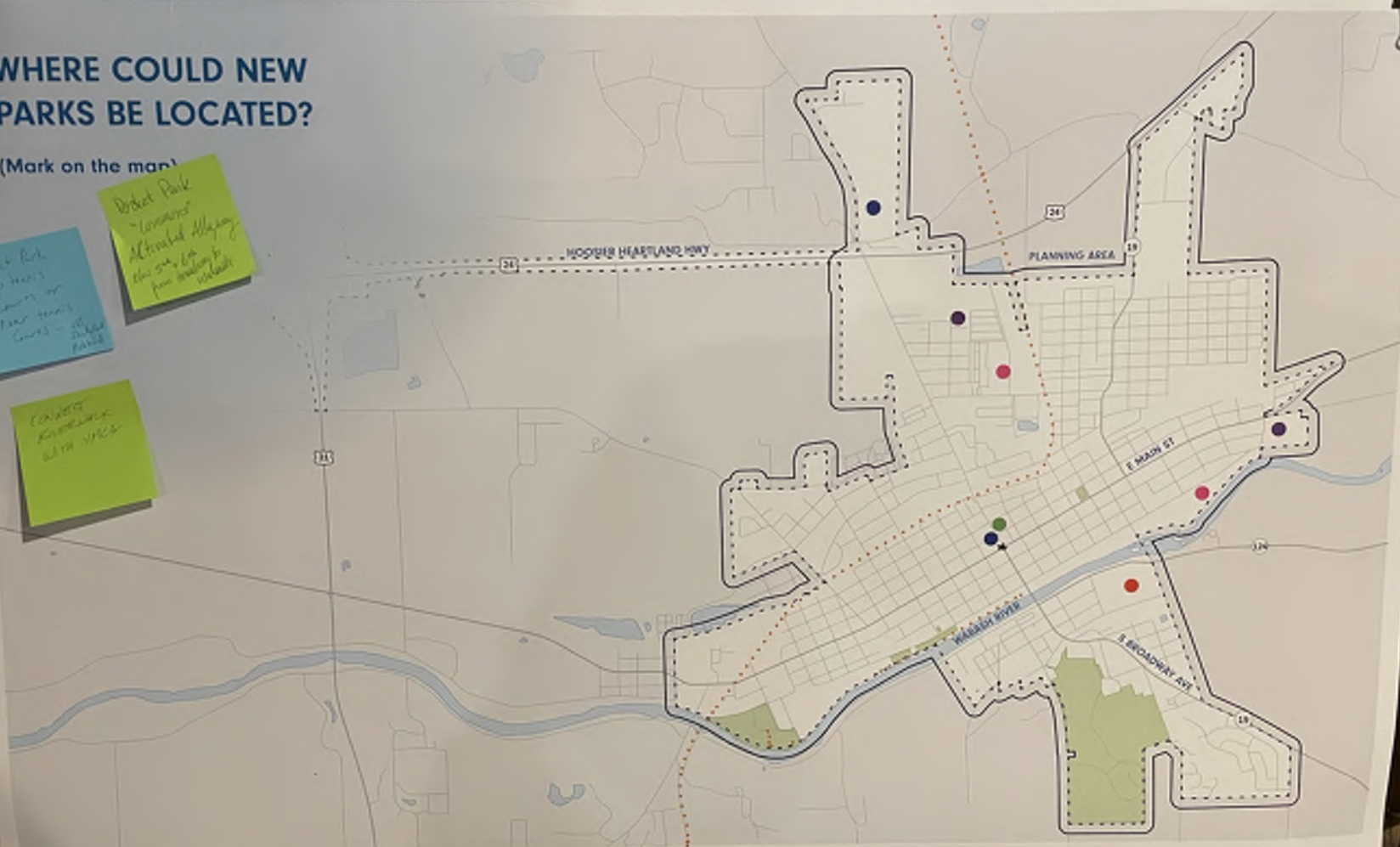
# WHERE COULD NEW PARKS BE LOCATED?

(Mark on the map)

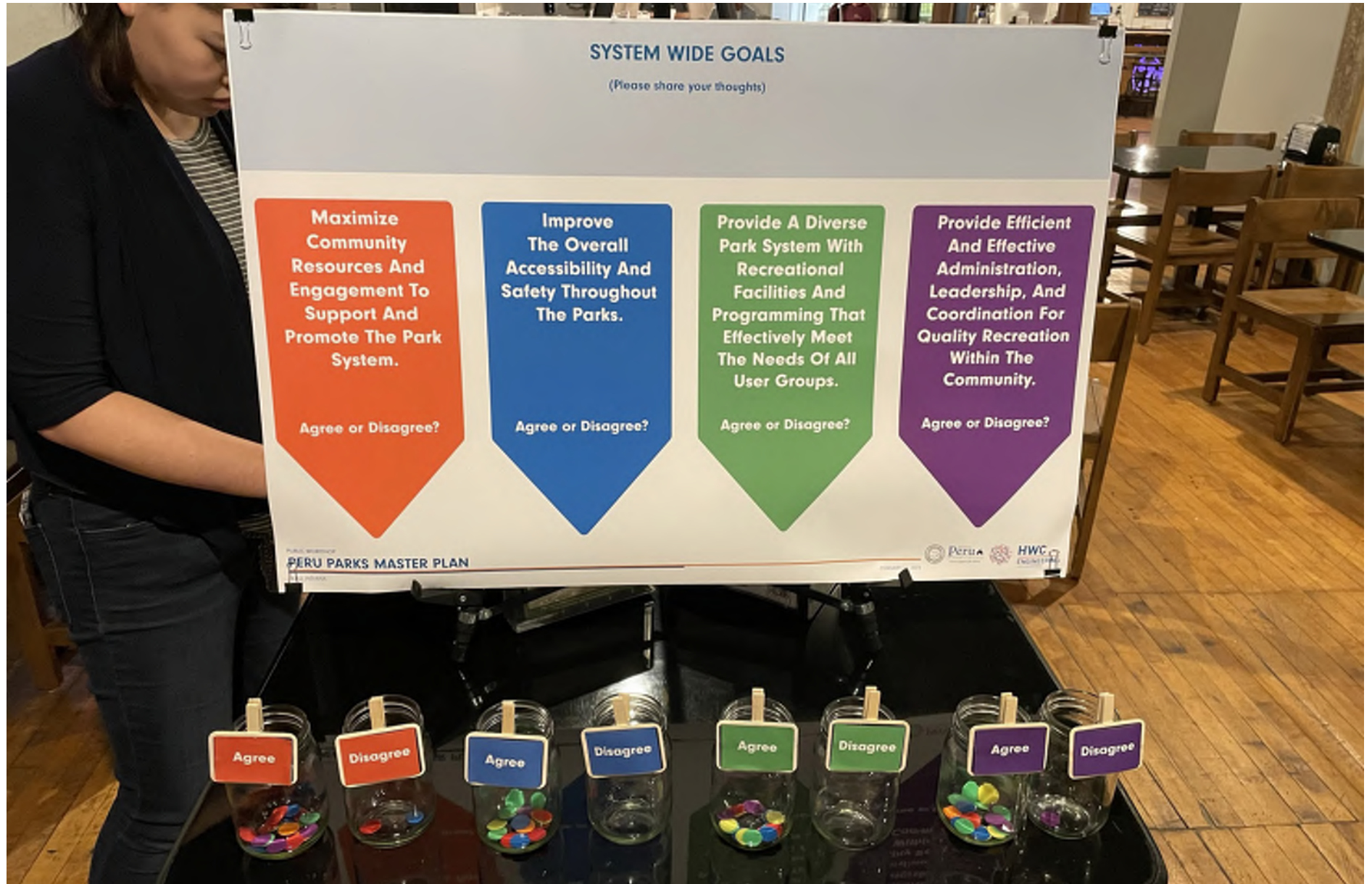
Lowest cost  
to build  
Lowest or  
near zero  
costs -  
state  
owned  
land

Protect Park  
- Lowers  
Alternative Alliances  
also see for  
from existing to  
rebuild

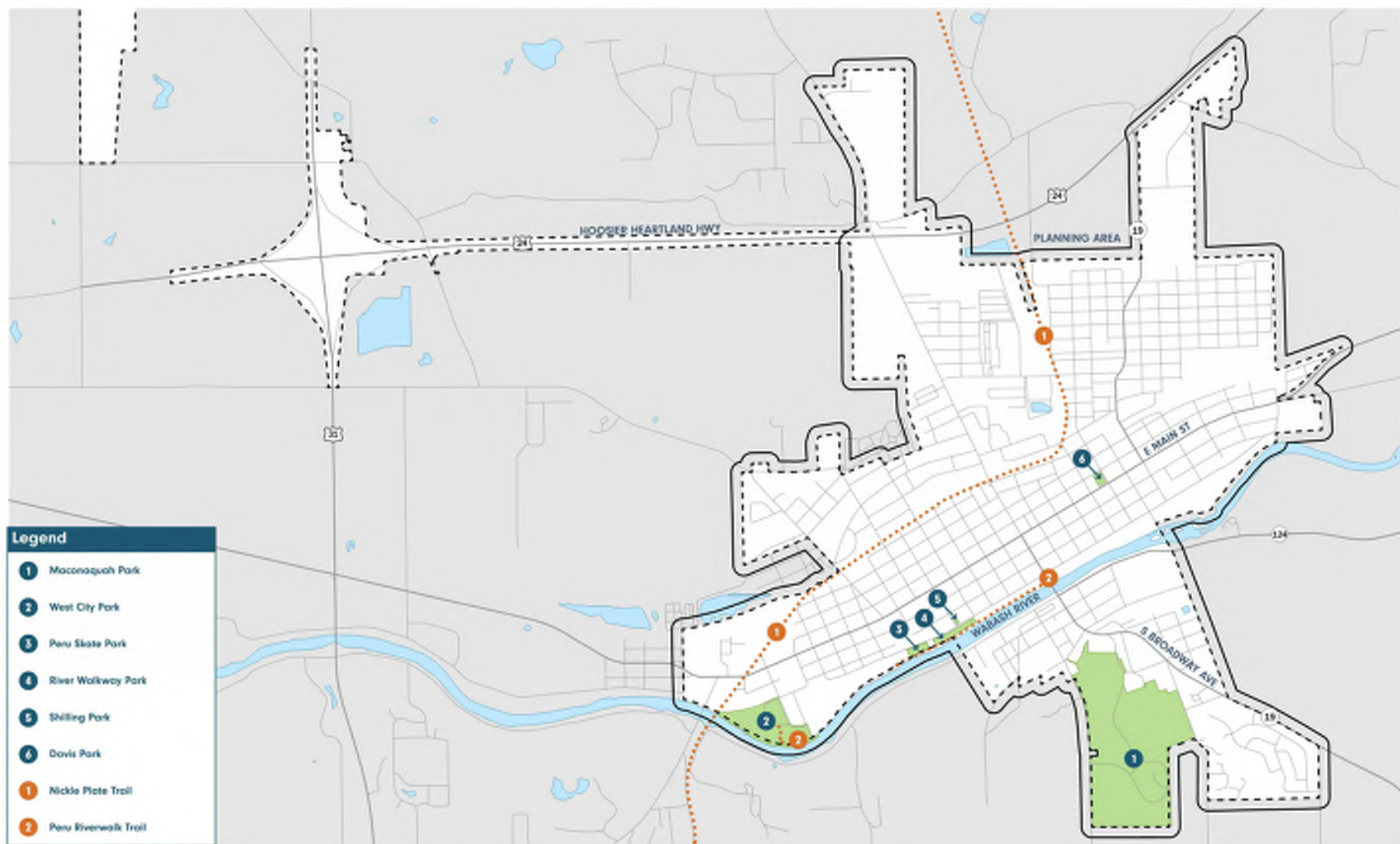
Lowest  
costs  
with VPCs



# PUBLIC OPEN HOUSE







PUBLIC WORKSHOP

## PARKS SYSTEM INVENTORY MAP

PERU, INDIANA



FEBRUARY 27, 2023

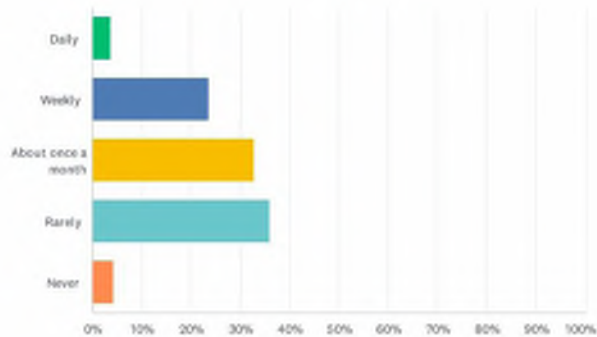


# PUBLIC SURVEY RESULTS

## Peru Parks & Recreation Master Plan

### Q1 How often do you use the park facilities or attend events at the park?

Answered: 162 Skipped: 2



| ANSWER CHOICES     | RESPONSES  |
|--------------------|------------|
| Daily              | 3.70% 6    |
| Weekly             | 23.46% 38  |
| About once a month | 32.72% 53  |
| Rarely             | 35.80% 58  |
| Never              | 4.32% 7    |
| <b>TOTAL</b>       | <b>162</b> |

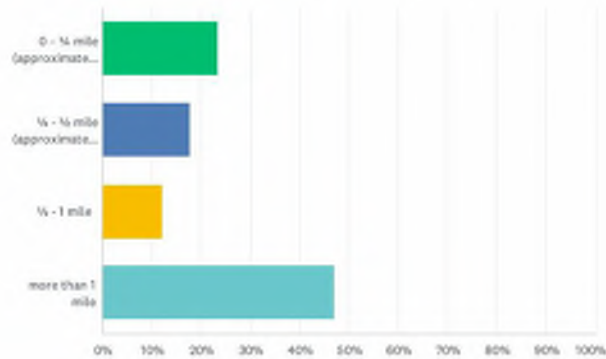
| # | COMMENTS:  | DATE               |
|---|--|--------------------|
| 1 | My kids are all grown now. So I don't go like I use to.  | 11/8/2022 7:30 PM  |
| 2 | We live quite a ways out of town, and don't go to city parks often.  | 11/8/2022 2:12 PM  |
| 3 | Music or events usually  | 11/6/2022 8:39 AM  |
| 4 | The fort needs repairs and upgrades. All restrooms are deplorable. The broken swing at Davis needs to be replaced. There should be children's equipment at Davis. McClure's Orchard has better equipment than Davis!   | 11/3/2022 8:49 PM  |
| 5 | We enjoy listening to live bands, the amphitheater needs to be utilized more. But parking lot and restrooms need fixed more user friendly and handicapable. And lighting Skate park needs to have events / tournaments. What ever happened to all the soap box derby cars? | 11/2/2022 11:01 AM |
| 6 | Use the walking trails multiple times weekly   | 10/30/2022 9:49 PM |
| 7 | As often as I can when I have my four year old grandson with me. Maybe every six weeks or so???? Sometimes much more between visits when I have him more.  | 10/24/2022 6:52 AM |
| 8 | Amphitheatre is severely under utilized.   | 10/18/2022 3:39 PM |

## Peru Parks & Recreation Master Plan

|    |  |                     |
|----|--|---------------------|
| 9  | Mostly depends on the weather.   | 10/13/2022 11:11 AM |
| 10 | The park doesn't have many events but we do go when they are happening. We don't use the facilities unless it's an absolute must!                        | 10/15/2022 6:27 PM  |
| 11 | In my opinion, the pavilion in the park bowl needs to be used for music festivals and bands just like Kokomo does with Foster Park each summer.          | 10/15/2022 4:04 PM  |
| 12 | I use the River Walk almost daily for running, walking, and biking.  | 10/15/2022 1:02 PM  |
| 13 | I take my kids to the park multiple times a week. I also have kids that play sports at West City Park.   | 10/15/2022 7:37 AM  |
| 14 | Parts of the river walkway needs repaired. Tripping hazard.  | 10/14/2022 11:21 PM |
| 15 | If bike trails are considered a park 🤔   | 10/14/2022 10:23 PM |
| 16 | I use the river walk daily. I use the platforms to look out on the river.  | 10/14/2022 12:24 PM |
| 17 | More than rarely but not about once a month. Unless the Riverwalk is considered part of a park. I use the Riverwalk on average a couple of times a month | 10/14/2022 11:21 AM |
| 18 | I enjoy eating my lunch during my lunch hour.  | 10/14/2022 10:08 AM |

Q2 How close do you live to the nearest park?

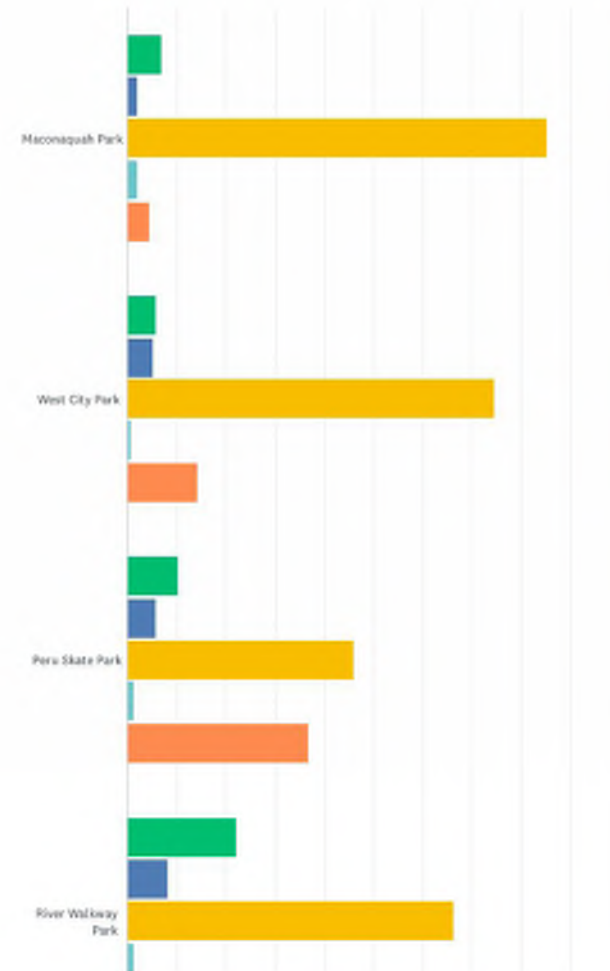
Answered: 164 Skipped: 0



| ANSWER CHOICES                                | RESPONSES |     |
|---|-----------|-----|
| 0 - 1/4 mile (approximately 5-minute walk)    | 23.17%    | 38  |
| 1/4 - 1/2 mile (approximately 10-minute walk) | 17.68%    | 29  |
| 1/2 - 1 mile                                  | 12.20%    | 20  |
| more than 1 mile                              | 46.95%    | 77  |
| TOTAL   |           | 164 |

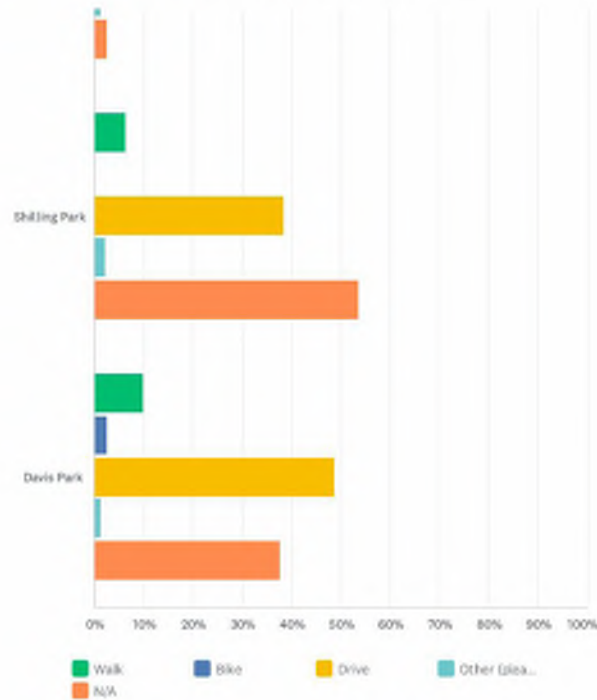
Q3 How do you travel to each park listed below?

Answered: 164 Skipped: 0



# PUBLIC SURVEY RESULTS

Peru Parks & Recreation Master Plan



|                    | WALK         | BIKE        | DRIVE         | OTHER (PLEASE SPECIFY BELOW) | N/A          | TOTAL |
|--------------------|--------------|-------------|---------------|------------------------------|--------------|-------|
| Maconaquah Park    | 6.88%<br>11  | 1.88%<br>3  | 85.00%<br>136 | 1.88%<br>3                   | 4.33%<br>7   | 160   |
| West City Park     | 5.77%<br>9   | 5.13%<br>8  | 74.38%<br>116 | 0.64%<br>1                   | 14.10%<br>22 | 156   |
| Peru Skate Park    | 10.32%<br>16 | 5.82%<br>9  | 45.81%<br>71  | 1.20%<br>2                   | 36.77%<br>57 | 155   |
| River Walkway Park | 22.01%<br>35 | 8.18%<br>13 | 66.04%<br>105 | 1.20%<br>2                   | 2.52%<br>4   | 159   |
| Shilling Park      | 6.16%<br>9   | 0.00%<br>0  | 38.36%<br>56  | 2.05%<br>3                   | 53.42%<br>78 | 146   |
| Davis Park         | 9.87%<br>15  | 2.62%<br>4  | 48.68%<br>74  | 1.32%<br>2                   | 37.50%<br>57 | 152   |

| # | OTHER (PLEASE SPECIFY) | DATE |
|---|------------------------|------|
|---|------------------------|------|

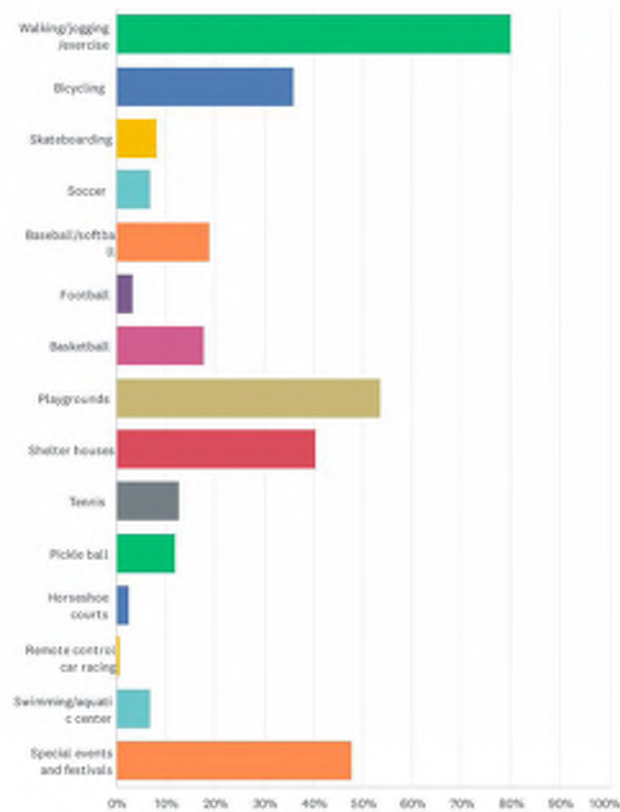
Peru Parks & Recreation Master Plan

|    |   |                     |
|----|---|---------------------|
| 1  | Walk from work to River Walk.   | 11/8/2022 12:50 PM  |
| 2  | Riverwalkway is closest park to me so that's where I go most. And my granddaughter loves Miami's fort and The other playground there        | 11/8/2022 11:27 AM  |
| 3  | Those parks that marked I Drive I park and then I walk through the parks or if it's a good day my husband bikes through the park many times | 11/6/2022 8:39 AM   |
| 4  | I did not know we have a Shilling Park.   | 11/3/2022 8:49 PM   |
| 5  | We live in Denver but want to see Peru parks thrive.  | 11/2/2022 11:01 AM  |
| 6  | Disc golf at Mac  | 10/19/2022 3:32 PM  |
| 7  | I own Breakaway Bike shop but live in Rochester In. We would drive to Maconaquah park to play disc golf.                                    | 10/18/2022 10:41 AM |
| 8  | I get to the River Walk by running, biking, or I drive my car.  | 10/15/2022 1:02 PM  |
| 9  | I have not heard of Shilling Park and I've lived here for 42 years. Time to go exploring!   | 10/15/2022 9:48 AM  |
| 10 | Grand kids play at Mac Park.  | 10/15/2022 7:40 AM  |
| 11 | We live so far away to walk. If we see at a location near the parks, like a relatives house, we walk.                                       | 10/15/2022 7:37 AM  |
| 12 | I live out of city limits so driving is what works best. If I am working in town I would be able to walk to River Walkway.                  | 10/14/2022 10:16 AM |



Q4 What do you currently like to do/use in the parks? (Check all that apply)

Answered: 159 Skipped: 5



| ANSWER CHOICES               | RESPONSES |     |
|------------------------------|-----------|-----|
| Walking/jogging/exercise     | 79.87%    | 127 |
| Bicycling                    | 35.85%    | 57  |
| Skateboarding                | 8.18%     | 13  |
| Soccer                       | 6.92%     | 11  |
| Baseball/softball            | 18.87%    | 30  |
| Football                     | 3.14%     | 5   |
| Basketball                   | 17.61%    | 28  |
| Playgrounds                  | 53.46%    | 85  |
| Shelter houses               | 40.25%    | 64  |
| Tennis                       | 12.58%    | 20  |
| Pickle ball                  | 11.95%    | 19  |
| Horseshoe courts             | 2.52%     | 4   |
| Remote control car racing    | 0.63%     | 1   |
| Swimming/aquatic center      | 6.92%     | 11  |
| Special events and festivals | 47.80%    | 76  |
| Total Respondents: 159       |           |     |

| #  | OTHER (PLEASE SPECIFY)  | DATE                |
|----|---|---------------------|
| 1  | Disc Golf   | 5/4/2023 4:43 PM    |
| 2  | photography   | 11/8/2022 3:21 PM   |
| 3  | Frisbee golf!   | 11/8/2022 2:12 PM   |
| 4  | Photography   | 11/8/2022 12:17 PM  |
| 5  | Being a senior citizen, no preference other than walking  | 11/8/2022 11:21 AM  |
| 6  | A facility for my grandchildren!  | 11/3/2022 8:49 PM   |
| 7  | Volleyball courts, its not about me I am a double below knee amputee but I still enjoy life venues just need to be user friendly for any and all. | 11/2/2022 11:01 AM  |
| 8  | Walking and playing with dogs   | 10/19/2022 3:33 PM  |
| 9  | disc golf   | 10/18/2022 3:22 PM  |
| 10 | Disc Golf in Mac Park   | 10/18/2022 10:41 AM |
| 11 | Disc Golf   | 10/18/2022 8:24 AM  |
| 12 | Golf and Disc Golf  | 10/17/2022 5:50 PM  |
| 13 | Golf @ Mac Park (Peru Mun)  | 10/17/2022 4:50 PM  |
| 14 | Golf  | 10/17/2022 4:06 PM  |
| 15 | Access to river for kayaking.   | 10/16/2022 1:02 PM  |
| 16 | I play golf often at the municipal course.  | 10/15/2022 4:04 PM  |
| 17 | Disc golf   | 10/15/2022 3:26 PM  |

# PUBLIC SURVEY RESULTS

## Peru Parks & Recreation Master Plan

|    |  |                     |
|----|--|---------------------|
| 18 | River access                           | 10/15/2022 8:37 AM  |
| 19 | See wildlife and scenery               | 10/15/2022 4:41 AM  |
| 20 | Eat lunch in the parking lot           | 10/14/2022 10:08 AM |
| 21 | Where are pickle ball and basketball ? | 10/14/2022 9:51 AM  |

## Peru Parks & Recreation Master Plan

### Q5 What amenities or programs do you use at recreational facilities at locations not managed by the City Parks Department?

Answered: 89 Skipped: 75

| ANSWER CHOICES               | RESPONSES |
|------------------------------|-----------|
| Churches                     | 29.21% 26 |
| Public schools               | 25.84% 23 |
| Private schools              | 3.37% 3   |
| Youth sports associations    | 28.09% 25 |
| Private recreation           | 16.85% 15 |
| Golf course                  | 23.60% 21 |
| Homeowner's association      | 2.25% 2   |
| Miami County Park facilities | 14.61% 13 |
| Other (please specify)       | 39.33% 35 |

| #  | CHURCHES                   | DATE                |
|----|----------------------------|---------------------|
| 1  | Saint Charles              | 11/8/2022 7:30 PM   |
| 2  | Attend church              | 11/8/2022 3:35 PM   |
| 3  | Festival                   | 11/8/2022 2:12 PM   |
| 4  | X                          | 11/8/2022 12:41 PM  |
| 5  | Bazaars                    | 11/8/2022 11:30 AM  |
| 6  | St Charles catholic school | 11/6/2022 8:39 AM   |
| 7  | Not available              | 11/3/2022 8:49 PM   |
| 8  | No                         | 11/3/2022 6:18 AM   |
| 9  | GYM SPACE                  | 10/26/2022 2:22 PM  |
| 10 | No                         | 10/22/2022 10:30 AM |
| 11 | East Pointe                | 10/20/2022 5:23 PM  |
| 12 | n/a                        | 10/18/2022 3:22 PM  |
| 13 | Playgrounds                | 10/17/2022 11:29 PM |
| 14 | Dinners                    | 10/17/2022 2:30 PM  |
| 15 | Playgrounds                | 10/17/2022 11:11 AM |
| 16 | Fellowship halls, gyms     | 10/15/2022 9:48 AM  |
| 17 | Eastpointe bible church    | 10/15/2022 12:13 AM |
| 18 | Youth group                | 10/14/2022 10:52 PM |
| 19 | Food drives                | 10/14/2022 9:49 PM  |
| 20 | Recycling                  | 10/14/2022 8:46 PM  |

## Peru Parks &amp; Recreation Master Plan

|    |   |                     |
|----|---|---------------------|
| 21 | Gatherings  | 10/14/2022 8:07 PM  |
| 22 | Act   | 10/14/2022 12:05 PM |
| 23 | Yes   | 10/14/2022 12:01 PM |
| 24 | Funeral   | 10/14/2022 11:04 AM |
| 25 | gum   | 10/14/2022 10:39 AM |
| 26 | First Baptist Church  | 10/14/2022 9:56 AM  |
| #  | <b>PUBLIC SCHOOLS</b>   | <b>DATE</b>         |
| 1  | Athletics   | 11/8/2022 4:43 PM   |
| 2  | Attend sporting events occasionally                           | 11/8/2022 2:55 PM   |
| 3  | Not available   | 11/8/2022 8:49 PM   |
| 4  | Walking paths   | 10/26/2022 2:22 PM  |
| 5  | No  | 10/22/2022 10:30 AM |
| 6  | Maconaquah  | 10/20/2022 5:23 PM  |
| 7  | Athletics   | 10/19/2022 10:10 AM |
| 8  | n/a   | 10/18/2022 3:22 PM  |
| 9  | playground, basketball hoops                                  | 10/18/2022 8:19 AM  |
| 10 | sports events   | 10/17/2022 1:17 PM  |
| 11 | Blair Pointe  | 10/15/2022 8:32 PM  |
| 12 | Thrush Courts   | 10/15/2022 1:02 PM  |
| 13 | Gyms  | 10/15/2022 9:48 AM  |
| 14 | Tennis courts   | 10/15/2022 7:40 AM  |
| 15 | Kids attend Elmwood, Blair Pointe, and Peru Jr/Sr High School | 10/15/2022 7:37 AM  |
| 16 | Maconaquah  | 10/15/2022 12:13 AM |
| 17 | Blair pointe  | 10/14/2022 8:50 PM  |
| 18 | Gym   | 10/14/2022 8:46 PM  |
| 19 | Playground  | 10/14/2022 8:07 PM  |
| 20 | Peru High School  | 10/14/2022 7:05 PM  |
| 21 | X   | 10/14/2022 7:00 PM  |
| 22 | gym   | 10/14/2022 10:26 AM |
| 23 | Youth sports  | 10/14/2022 10:33 AM |
| #  | <b>PRIVATE SCHOOLS</b>  | <b>DATE</b>         |
| 1  | Does not apply  | 11/8/2022 8:49 PM   |
| 2  | No  | 10/22/2022 10:30 AM |
| 3  | n/a   | 10/18/2022 3:22 PM  |
| #  | <b>YOUTH SPORTS ASSOCIATIONS</b>                              | <b>DATE</b>         |
| 1  | Swimming  | 11/8/2022 4:43 PM   |
| 2  | Soccer  | 11/8/2022 3:25 PM   |
| 3  | Little League Baseball  | 11/8/2022 2:12 PM   |
| 4  | YMCA  | 11/8/2022 12:50 PM  |

11 / 61

## Peru Parks &amp; Recreation Master Plan

|    |   |                     |
|----|---|---------------------|
| 5  | No  | 10/22/2022 10:30 AM |
| 6  | Biddy ball  | 10/19/2022 10:10 AM |
| 7  | n/a   | 10/18/2022 3:22 PM  |
| 8  | soccer fields   | 10/18/2022 8:19 AM  |
| 9  | Little League   | 10/17/2022 4:53 PM  |
| 10 | softball  | 10/17/2022 10:48 AM |
| 11 | Yes   | 10/16/2022 7:48 PM  |
| 12 | YMCA BIDDY BALL   | 10/15/2022 8:32 PM  |
| 13 | YMCA soccer   | 10/15/2022 4:23 PM  |
| 14 | YMCA Summer Tennis  | 10/15/2022 1:02 PM  |
| 15 | Soccer fields, gyms   | 10/15/2022 9:48 AM  |
| 16 | Peru Cal Ripkin, Miami Co Girls Softball, Biddy Ball, YMCA sports | 10/15/2022 7:37 AM  |
| 17 | Ymca Soccer   | 10/14/2022 10:52 PM |
| 18 | Soccer, basketball, running, tennis, gymnastics                   | 10/14/2022 8:07 PM  |
| 19 | Peru Cal Ripken   | 10/14/2022 7:29 PM  |
| 20 | YMCA and Biddy basketball   | 10/14/2022 7:22 PM  |
| 21 | Cal Ripken Miami County Softball                                  | 10/14/2022 7:05 PM  |
| 22 | X   | 10/14/2022 7:00 PM  |
| 23 | basketball tennis baseball softball                               | 10/14/2022 10:26 AM |
| 24 | After season picnics  | 10/14/2022 10:26 AM |
| 25 | Soccer, basketball, circus, gymnastics, dance                     | 10/14/2022 10:33 AM |
| #  | <b>PRIVATE RECREATION</b>   | <b>DATE</b>         |
| 1  | Fishing, swimming   | 11/8/2022 2:12 PM   |
| 2  | Party events  | 11/8/2022 11:30 AM  |
| 3  | Cardio drumming   | 11/2/2022 8:23 PM   |
| 4  | Trails  | 10/26/2022 2:22 PM  |
| 5  | Yes   | 10/22/2022 10:30 AM |
| 6  | Davis Park  | 10/20/2022 3:48 PM  |
| 7  | Mountainbike  | 10/19/2022 3:32 PM  |
| 8  | the side walks  | 10/18/2022 3:22 PM  |
| 9  | YMCA  | 10/17/2022 11:11 AM |
| 10 | Camping   | 10/15/2022 9:48 AM  |
| 11 | River access  | 10/15/2022 8:37 AM  |
| 12 | Swimming, yoga, workout   | 10/14/2022 8:46 PM  |
| 13 | Riverview Event Center (bdy parties)                              | 10/14/2022 1:36 PM  |
| 14 | Birthday parties and family reunions                              | 10/14/2022 10:36 AM |
| 15 | Tennis courts   | 10/14/2022 9:56 AM  |
| #  | <b>GOLF COURSE</b>  | <b>DATE</b>         |

12 / 61



# PUBLIC SURVEY RESULTS

Peru Parks & Recreation Master Plan

|    |  |                     |
|----|--|---------------------|
| 1  | Rock Hollow  | 11/8/2022 3:04 PM   |
| 2  | Indiana Oaks   | 11/8/2022 2:12 PM   |
| 3  | Yes  | 10/24/2022 6:52 AM  |
| 4  | No   | 10/22/2022 10:30 AM |
| 5  | Range  | 10/19/2022 3:32 PM  |
| 6  | n/a  | 10/18/2022 3:22 PM  |
| 7  | Indiana oaks   | 10/13/2022 5:50 PM  |
| 8  | Rec. golf or outings   | 10/13/2022 4:53 PM  |
| 9  | Peru Muni / Learning Tree / Rock Hollow                              | 10/13/2022 4:50 PM  |
| 10 | Golfing  | 10/13/2022 4:06 PM  |
| 11 | fundraisers  | 10/13/2022 1:17 PM  |
| 12 | Rock Hollow  | 10/13/2022 12:58 PM |
| 13 | golf   | 10/13/2022 10:49 AM |
| 14 | I play several times per week.                                       | 10/15/2022 4:04 PM  |
| 15 | Rock Hollow  | 10/15/2022 7:40 AM  |
| 16 | Peru city golf course  | 10/14/2022 7:05 PM  |
| 17 | X  | 10/14/2022 7:00 PM  |
| 18 | Indiana oaks   | 10/14/2022 12:05 PM |
| 19 | Golf   | 10/14/2022 10:30 AM |
| 20 | Peru Muni  | 10/14/2022 9:56 AM  |
| 21 | Yes  | 10/14/2022 9:51 AM  |
| #  | <b>HOMEOWNER'S ASSOCIATION</b>                                       | <b>DATE</b>         |
| 1  | No   | 10/22/2022 10:30 AM |
| 2  | n/a  | 10/18/2022 3:22 PM  |
| #  | <b>MIAMI COUNTY PARK FACILITIES</b>                                  | <b>DATE</b>         |
| 1  | Nickle plate trail   | 11/8/2022 11:27 AM  |
| 2  | Fishing  | 11/8/2022 11:20 AM  |
| 3  | What are you talking about?  | 11/3/2022 8:49 PM   |
| 4  | Walking, playground equipment  | 11/2/2022 8:23 PM   |
| 5  | Yes  | 10/22/2022 10:30 AM |
| 6  | n/a  | 10/18/2022 3:22 PM  |
| 7  | camping at Mississinewa  | 10/18/2022 8:19 AM  |
| 8  | Skatepark  | 10/18/2022 1:00 AM  |
| 9  | Picnics. Will do pickleball  | 10/17/2022 2:30 PM  |
| 10 | fundraisers  | 10/13/2022 1:17 PM  |
| 11 | The fort, Mac park, Davis park, Eck park, West City park, skate park | 10/15/2022 7:37 AM  |
| 12 | Dog park   | 10/14/2022 12:00 PM |
| 13 | Playgrounds  | 10/14/2022 10:33 AM |
| #  | <b>OTHER (PLEASE SPECIFY)</b>  | <b>DATE</b>         |

13 / 61

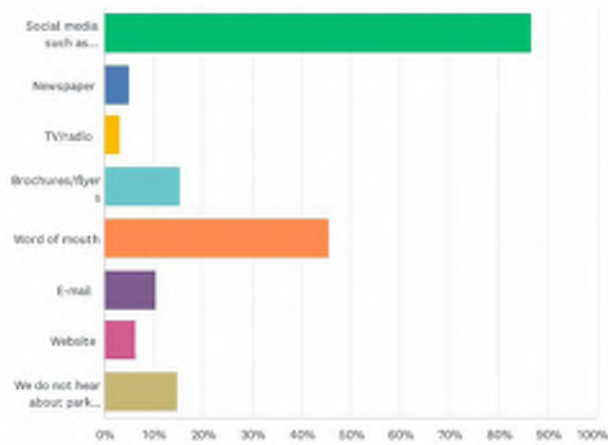
Peru Parks & Recreation Master Plan

|    |  |                     |
|----|--|---------------------|
| 1  | Hub?   | 11/14/2022 12:04 PM |
| 2  | Library  | 11/8/2022 3:21 PM   |
| 3  | Camp at state parks  | 11/8/2022 2:55 PM   |
| 4  | Nickel plate trail   | 11/8/2022 11:27 AM  |
| 5  | None   | 11/8/2022 11:21 AM  |
| 6  | Riverview Event Center   | 11/2/2022 10:53 AM  |
| 7  | What is this question asking??   | 10/30/2022 9:49 PM  |
| 8  | Archey   | 10/19/2022 3:32 PM  |
| 9  | Library programs   | 10/19/2022 10:10 AM |
| 10 | none   | 10/18/2022 3:39 PM  |
| 11 | n/a  | 10/18/2022 3:22 PM  |
| 12 | Disc golf events   | 10/18/2022 10:41 AM |
| 13 | Golfing  | 10/18/2022 9:49 AM  |
| 14 | Mississinewa Reservoir   | 10/17/2022 6:58 PM  |
| 15 | Mississinewa   | 10/17/2022 9:50 PM  |
| 16 | N/a  | 10/17/2022 2:47 PM  |
| 17 | Trails   | 10/17/2022 11:11 AM |
| 18 | YMCA, Nickel Plate Trail   | 10/17/2022 10:24 AM |
| 19 | Mississinewa for boating and fishing and the rivers for fishing and kayaking | 10/16/2022 1:02 PM  |
| 20 | Nickel Plate trail   | 10/15/2022 11:21 AM |
| 21 | Nickel Plate Trail   | 10/15/2022 7:40 AM  |
| 22 | Reunion  | 10/15/2022 12:27 AM |
| 23 | New to the community so not sure   | 10/14/2022 10:23 PM |
| 24 | Kayaking the river and lake  | 10/14/2022 8:46 PM  |
| 25 | Nickel Plate Trail   | 10/14/2022 7:05 PM  |
| 26 | NA   | 10/14/2022 6:35 PM  |
| 27 | YMCA   | 10/14/2022 4:49 PM  |
| 28 | Thrush Courts  | 10/14/2022 2:22 PM  |
| 29 | None   | 10/14/2022 2:02 PM  |
| 30 | Family reunions  | 10/14/2022 1:27 PM  |
| 31 | aerobic at the YMCA  | 10/14/2022 12:24 PM |
| 32 | I do not know what this question is asking...                                | 10/14/2022 11:21 AM |
| 33 | Nickel Plate trail   | 10/14/2022 10:57 AM |
| 34 | need a place for outdoor volleyball  | 10/14/2022 10:39 AM |
| 35 | None   | 10/14/2022 9:48 AM  |

14 / 61

Q6 How do you or your family find out about park programs and events?  
(Check all that apply)

Answered: 163 Skipped: 1



| ANSWER CHOICES   | RESPONSES  |
|--|------------|
| Social media such as Facebook, Twitter, Instagram, Youtube | 86.50% 141 |
| Newspaper  | 4.91% 8    |
| TV/radio   | 3.07% 5    |
| Brochures/flyers   | 15.34% 25  |
| Word of mouth  | 45.40% 74  |
| E-mail   | 10.43% 17  |
| Website  | 6.13% 10   |
| We do not hear about park events                           | 14.72% 24  |
| Total Respondents: 163                                     |            |

| # | OTHER (PLEASE SPECIFY)        | DATE                |
|---|-------------------------------|---------------------|
| 1 | Talk to my council person     | 11/8/2022 11:27 AM  |
| 2 | Sometimes lawn signs          | 11/3/2022 12:25 PM  |
| 3 | Would love to get into though | 10/14/2022 10:31 PM |

|   |   |                    |
|---|---|--------------------|
| 4 | I often miss social media messages but more likely find out through flyers sent home through the school | 10/14/2022 8:07 PM |
| 5 | I usually find out after the fact or the day-of.  | 10/14/2022 4:49 PM |

# PUBLIC SURVEY RESULTS

## Peru Parks & Recreation Master Plan

### Q7 How would you prefer to be informed about park programs and events?

Answered: 129 Skipped: 35

| #  | RESPONSES   | DATE                |
|----|---|---------------------|
| 1  | A singular social media page  | 11/8/2022 4:43 PM   |
| 2  | Facebook event  | 11/14/2022 12:04 PM |
| 3  | Via email or social media   | 11/10/2022 4:09 PM  |
| 4  | Facebook and or Email   | 11/9/2022 8:32 AM   |
| 5  | joellenblue@icloud.com  | 11/8/2022 7:30 PM   |
| 6  | Facebook  | 11/8/2022 4:35 PM   |
| 7  | Social media  | 11/8/2022 3:35 PM   |
| 8  | email, social media   | 11/8/2022 3:21 PM   |
| 9  | Social media, email   | 11/8/2022 3:04 PM   |
| 10 | Social media works for us   | 11/8/2022 2:55 PM   |
| 11 | Social media  | 11/8/2022 2:46 PM   |
| 12 | Email   | 11/8/2022 2:12 PM   |
| 13 | Email   | 11/8/2022 12:50 PM  |
| 14 | Social Media  | 11/8/2022 12:41 PM  |
| 15 | Social media  | 11/8/2022 11:50 AM  |
| 16 | social media  | 11/8/2022 11:36 AM  |
| 17 | Facebook  | 11/8/2022 11:33 AM  |
| 18 | Social media  | 11/8/2022 11:30 AM  |
| 19 | Email or text but Kathleen Plowhow is the best way to find out, at Least for me   | 11/8/2022 11:27 AM  |
| 20 | Through social media, yes   | 11/8/2022 11:27 AM  |
| 21 | Social media since newspaper is only twice a week   | 11/8/2022 11:21 AM  |
| 22 | Modern/easier to use city website, more social media activity   | 11/8/2022 11:20 AM  |
| 23 | Facebook  | 11/8/2022 8:39 AM   |
| 24 | Paper is fine.  | 11/3/2022 8:49 PM   |
| 25 | Social media  | 11/3/2022 1:10 PM   |
| 26 | Signs around town. Kroger would be great, at church too, we go to St. Charles so if they were to mention community activities | 11/3/2022 12:25 PM  |
| 27 | Social media  | 11/3/2022 8:18 AM   |
| 28 | Social media, radio   | 11/2/2022 8:23 PM   |
| 29 | Social media  | 11/2/2022 7:52 PM   |
| 30 | Social media works  | 11/2/2022 7:45 PM   |
| 31 | social media  | 11/2/2022 11:22 AM  |
| 32 | Facebook  | 11/2/2022 11:01 AM  |

## Peru Parks & Recreation Master Plan

|    |  |                     |
|----|--|---------------------|
| 33 | Facebook announcements   | 10/30/2022 9:49 PM  |
| 34 | Social Media Email   | 10/26/2022 2:22 PM  |
| 35 | Not sure exactly but say, Text, email or Facebook perhaps.                               | 10/24/2022 8:52 AM  |
| 36 | All of the above   | 10/23/2022 7:47 PM  |
| 37 | A Facebook page  | 10/22/2022 10:30 AM |
| 38 | Facebook   | 10/20/2022 5:23 PM  |
| 39 | Facebook   | 10/20/2022 3:48 PM  |
| 40 | Email  | 10/18/2022 3:33 PM  |
| 41 | Facebook   | 10/18/2022 10:10 AM |
| 42 | Unsure   | 10/18/2022 3:39 PM  |
| 43 | signs on the street  | 10/18/2022 3:22 PM  |
| 44 | emails, social media   | 10/18/2022 10:41 AM |
| 45 | Social media   | 10/18/2022 9:49 AM  |
| 46 | Social Media or Email would be great.  | 10/18/2022 8:19 AM  |
| 47 | Social media, word of mouth  | 10/18/2022 1:00 AM  |
| 48 | Facebook   | 10/13/2022 11:29 PM |
| 49 | Facebook   | 10/13/2022 9:22 PM  |
| 50 | Social media   | 10/13/2022 7:19 PM  |
| 51 | Online   | 10/13/2022 7:14 PM  |
| 52 | Social media   | 10/13/2022 6:58 PM  |
| 53 | Text   | 10/13/2022 6:25 PM  |
| 54 | Facebook is a great way to reach all age groups  | 10/13/2022 5:50 PM  |
| 55 | text or email blast would be great   | 10/13/2022 4:53 PM  |
| 56 | Email  | 10/13/2022 4:06 PM  |
| 57 | Na   | 10/13/2022 2:47 PM  |
| 58 | Facebook   | 10/13/2022 2:30 PM  |
| 59 | Social media   | 10/13/2022 1:35 PM  |
| 60 | text   | 10/13/2022 1:17 PM  |
| 61 | Facebook, Peru Tribune   | 10/13/2022 12:58 PM |
| 62 | Social media   | 10/13/2022 12:55 PM |
| 63 | Email, Facebook, twitter   | 10/13/2022 11:42 AM |
| 64 | Not sure; Maybe signage. Sometimes the events get lost in all the social media postings. | 10/13/2022 11:11 AM |
| 65 | Facebook   | 10/13/2022 10:49 AM |
| 66 | Social media.  | 10/13/2022 10:24 AM |
| 67 | Sharing information with local businesses and social media                               | 10/16/2022 9:30 PM  |
| 68 | Na   | 10/16/2022 7:48 PM  |
| 69 | Social media   | 10/16/2022 5:08 PM  |
| 70 | Email.   | 10/16/2022 3:31 PM  |



## Peru Parks &amp; Recreation Master Plan

|     |   |                     |
|-----|---|---------------------|
| 71  | Social media and radio  | 10/16/2022 1:41 PM  |
| 72  | social media  | 10/16/2022 12:06 PM |
| 73  | Peru City Facebook page and newspaper.  | 10/15/2022 10:36 PM |
| 74  | Social media and email  | 10/15/2022 8:32 PM  |
| 75  | Facebook events   | 10/15/2022 6:27 PM  |
| 76  | Email   | 10/15/2022 4:04 PM  |
| 77  | Facebook  | 10/15/2022 1:02 PM  |
| 78  | Social media  | 10/15/2022 11:21 AM |
| 79  | City website  | 10/15/2022 10:53 AM |
| 80  | Email, mailed list of yearly events   | 10/15/2022 9:48 AM  |
| 81  | Online  | 10/15/2022 7:40 AM  |
| 82  | social media, flyers from schools, websites, town welcome center, city council newsletter, parks newsletter | 10/15/2022 7:37 AM  |
| 83  | More Facebook   | 10/15/2022 7:06 AM  |
| 84  | Internet or friends   | 10/15/2022 4:41 AM  |
| 85  | Facebook  | 10/15/2022 12:27 AM |
| 86  | Social media, mail  | 10/15/2022 12:13 AM |
| 87  | Social media  | 10/14/2022 11:21 PM |
| 88  | Social media  | 10/14/2022 10:52 PM |
| 89  | Either on Facebook or community page  | 10/14/2022 10:31 PM |
| 90  | Social media and town posters/notifications   | 10/14/2022 10:23 PM |
| 91  | Social Media/ Flyers  | 10/14/2022 10:02 PM |
| 92  | Social media  | 10/14/2022 9:49 PM  |
| 93  | Social media-mayors page, etc   | 10/14/2022 9:15 PM  |
| 94  | Social media  | 10/14/2022 8:52 PM  |
| 95  | Banners on the underpass  | 10/14/2022 8:50 PM  |
| 96  | Social media and email, text if possible  | 10/14/2022 8:46 PM  |
| 97  | Social media, flyers in mail  | 10/14/2022 8:07 PM  |
| 98  | Facebook  | 10/14/2022 8:06 PM  |
| 99  | Social media  | 10/14/2022 7:29 PM  |
| 100 | Social media works great for me   | 10/14/2022 7:22 PM  |
| 101 | Social media  | 10/14/2022 7:00 PM  |
| 102 | Email   | 10/14/2022 4:49 PM  |
| 103 | Email   | 10/14/2022 3:41 PM  |
| 104 | Social media  | 10/14/2022 2:22 PM  |
| 105 | Email   | 10/14/2022 2:16 PM  |
| 106 | Social media and flyers   | 10/14/2022 2:02 PM  |
| 107 | mailers   | 10/14/2022 1:36 PM  |
| 108 | Social media  | 10/14/2022 1:27 PM  |

## Peru Parks &amp; Recreation Master Plan

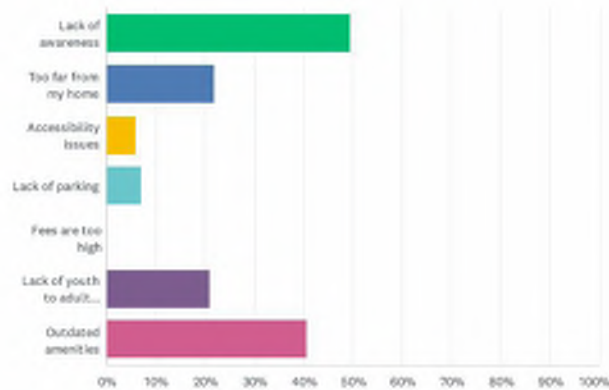
|     |   |                     |
|-----|---|---------------------|
| 109 | e-mail  | 10/14/2022 12:24 PM |
| 110 | Newspaper   | 10/14/2022 12:16 PM |
| 111 | Social media  | 10/14/2022 12:12 PM |
| 112 | Facebook  | 10/14/2022 12:06 PM |
| 113 | Facebook  | 10/14/2022 12:01 PM |
| 114 | Social media  | 10/14/2022 12:00 PM |
| 115 | Social Media  | 10/14/2022 11:21 AM |
| 116 | Email or text   | 10/14/2022 11:04 AM |
| 117 | Facebook  | 10/14/2022 11:03 AM |
| 118 | Facebook, flyers at local businesses  | 10/14/2022 11:00 AM |
| 119 | Facebook is best  | 10/14/2022 10:57 AM |
| 120 | A more up to date community calendar would be great. Something I can easily look up to see what is happening locally. | 10/14/2022 10:52 AM |
| 121 | Social media  | 10/14/2022 10:40 AM |
| 122 | weekly  | 10/14/2022 10:40 AM |
| 123 | Facebook  | 10/14/2022 10:36 AM |
| 124 | Social media is fine, just sometimes I hear about events too late   | 10/14/2022 10:33 AM |
| 125 | Social Media/ Sharing posts through Facebook really seems to spread the word ) Newspapers don't cut it anymore.       | 10/14/2022 10:16 AM |
| 126 | Facebook or Instagram   | 10/14/2022 10:08 AM |
| 127 | Social Media  | 10/14/2022 9:56 AM  |
| 128 | Social media  | 10/14/2022 9:51 AM  |
| 129 | Social media  | 10/14/2022 9:48 AM  |

# PUBLIC SURVEY RESULTS

Peru Parks & Recreation Master Plan

## Q8 What keeps you from using city park facilities? (Check all that apply)

Answered: 101 Skipped: 63



| ANSWER CHOICES                  | RESPONSES |    |
|---------------------------------|-----------|----|
| Lack of awareness               | 49.50%    | 50 |
| Too far from my home            | 21.79%    | 22 |
| Accessibility issues            | 5.94%     | 6  |
| Lack of parking                 | 6.93%     | 7  |
| Fees are too high               | 0.00%     | 0  |
| Lack of youth to adult programs | 20.79%    | 21 |
| Outdated amenities              | 40.59%    | 41 |
| Total Respondents: 101          |           |    |

| # | OTHER (PLEASE SPECIFY)   | DATE               |
|---|--|--------------------|
| 1 | Undesirable attitude abs behavior from some adolescents.                                   | 1/4/2023 4:43 PM   |
| 2 | working not have the time  | 11/8/2022 6:43 PM  |
| 3 | nothing  | 11/8/2022 3:21 PM  |
| 4 | We need more activities geared towards teens and family activities. Such as Miniature Golf | 11/8/2022 2:46 PM  |
| 5 | We walk. We don't play on any equipment  | 11/8/2022 11:50 AM |
| 6 | I do more now than in recent years because I have a grand child to keep me younger         | 11/8/2022 11:27 AM |
| 7 | Bad back   | 11/8/2022 11:21 AM |

21 / 61

Peru Parks & Recreation Master Plan

|    |   |                     |
|----|---|---------------------|
| 8  | Nothing except there's certain hours when there's people and kids who make it hard for older people to walk and use the facility because they're rude and it's not safe we have a lot of homeless people down by the Riverwalk they're kind but some aren't the new wise wonderful because you feel safe there you can't even go to the bathroom down at the Riverwalk something needs to be done with that | 11/6/2022 8:39 AM   |
| 9  | Who wrote this stupid survey?   | 11/3/2022 8:49 PM   |
| 10 | We often use Miami Fort, sometimes there are teens blasting music or making a ruckus in the park (yelling, sweating, and running around the park). I sometimes feel unsafe alone with my young child.   | 11/3/2022 12:25 PM  |
| 11 | Need bigger events like a well known or up and coming artist at amphitheater like what Warsaw does with theirs  | 11/3/2022 6:18 AM   |
| 12 | I'm not usually looking for this info but do welcome local info. I'm sure there's much hard work done to the parks. The riverside park is super nice for the little ones.   | 10/24/2022 6:52 AM  |
| 13 | N/A   | 10/19/2022 3:33 PM  |
| 14 | Live out of town, and our kids are grown up.  | 10/18/2022 10:41 AM |
| 15 | Shelter 11 would rent more often if it had electric. Shelter 8 would rent more often if it had playground equipment.  | 10/18/2022 8:19 AM  |
| 16 | Dirty bathrooms   | 10/17/2022 11:29 PM |
| 17 | Safety concerns   | 10/17/2022 6:58 PM  |
| 18 | Use it daily  | 10/17/2022 5:50 PM  |
| 19 | Older adult   | 10/17/2022 2:30 PM  |
| 20 | Trash around, lack of upkeep, lack of cleanliness   | 10/17/2022 11:42 AM |
| 21 | not a lot going on  | 10/17/2022 10:49 AM |
| 22 | Occasional disrespectful teenagers in the playground area   | 10/17/2022 10:26 AM |
| 23 | No time   | 10/16/2022 9:30 PM  |
| 24 | Poor restroom facilities.   | 10/15/2022 10:38 PM |
| 25 | Dirty or not taken care of  | 10/15/2022 8:32 PM  |
| 26 | Our parks and golf course are easy to use and get to.   | 10/15/2022 4:04 PM  |
| 27 | N/A   | 10/15/2022 1:02 PM  |
| 28 | N/A   | 10/15/2022 7:40 AM  |
| 29 | Davis parks equipment is too high in the air, even for an 10 year old.  | 10/15/2022 7:37 AM  |
| 30 | Needs better handicap accessible areas  | 10/15/2022 4:41 AM  |
| 31 | Nothing   | 10/14/2022 10:23 PM |
| 32 | delinquent kids   | 10/14/2022 9:06 PM  |
| 33 | Unruly teens in the area sometimes are a bit much.  | 10/14/2022 8:52 PM  |
| 34 | Needles that are found, disrespectful teens   | 10/14/2022 8:50 PM  |
| 35 | Anything we've paid for (mostly pavilion rental) has been reasonable but I wouldn't pay additional cost and hope prices won't increase  | 10/14/2022 8:07 PM  |
| 36 | Bathrooms are gross, no toilet paper, cold water, privacy   | 10/14/2022 7:05 PM  |
| 37 | Kids are getting older  | 10/14/2022 7:00 PM  |
| 38 | Too busy  | 10/14/2022 6:35 PM  |
| 39 | Na  | 10/14/2022 2:22 PM  |

22 / 61

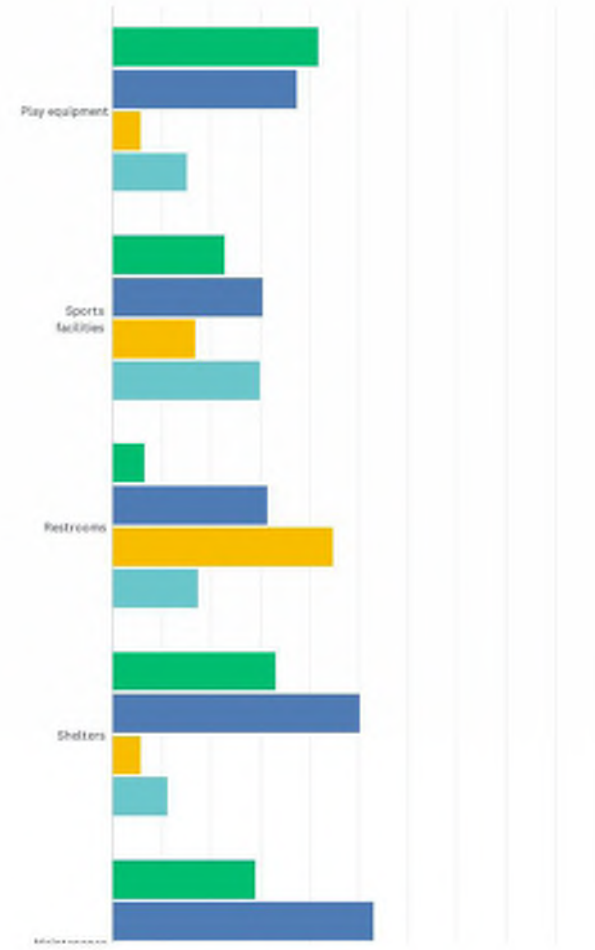
Peru Parks & Recreation Master Plan

|    |   |                     |
|----|---|---------------------|
| 40 | Nothing   | 10/14/2022 2:02 PM  |
| 41 | cleanliness   | 10/14/2022 1:36 PM  |
| 42 | I don't have small children or grandchildren for some of it.            | 10/14/2022 12:24 PM |
| 43 | Add a splash pad  | 10/14/2022 12:16 PM |
| 44 | Just don't go   | 10/14/2022 12:05 PM |
| 45 | Time  | 10/14/2022 11:04 AM |
| 46 | Time  | 10/14/2022 11:03 AM |
| 47 | We are busy   | 10/14/2022 10:52 AM |
| 48 | Crimes/graffiti   | 10/14/2022 10:42 AM |
| 49 | Living out of town  | 10/14/2022 10:40 AM |
| 50 | dirty   | 10/14/2022 10:39 AM |
| 51 | Drug paraphernalia laying around, no one to keep control of older teens | 10/14/2022 10:36 AM |
| 52 | Lack of time in the day, Safety if I were to be alone using facilities  | 10/14/2022 10:16 AM |
| 53 | too old   | 10/14/2022 10:14 AM |

Peru Parks & Recreation Master Plan

Q9 Please rate the condition of the following amenities at Maconaquah Park:

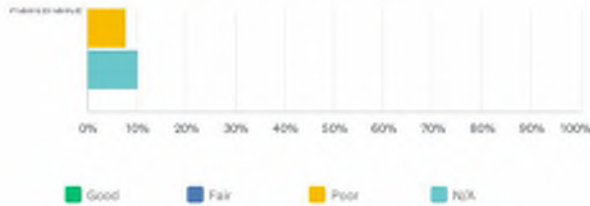
Answered: 159 Skipped: 5





# PUBLIC SURVEY RESULTS

Peru Parks & Recreation Master Plan



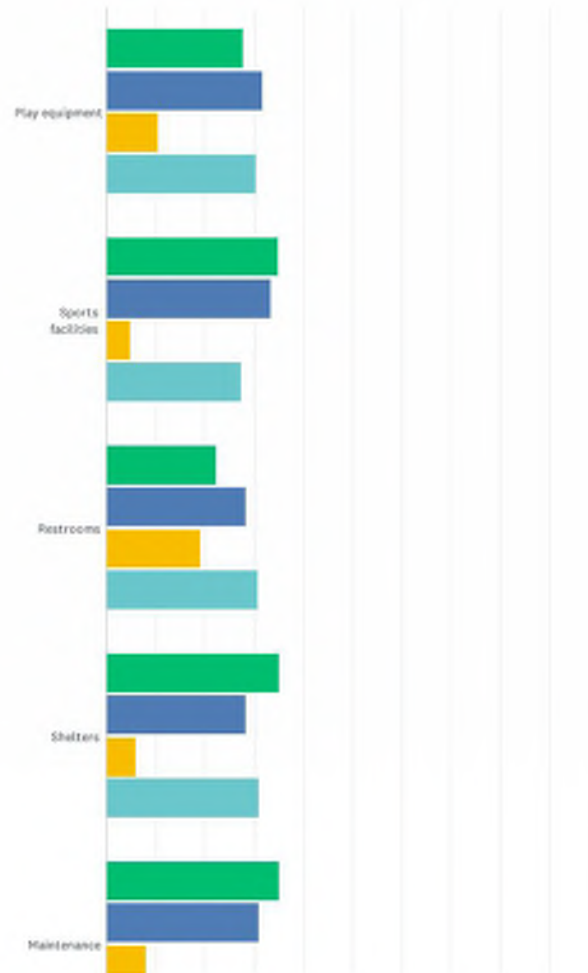
|                  | GOOD         | FAIR         | POOR         | N/A          | TOTAL |
|------------------|--------------|--------------|--------------|--------------|-------|
| Play equipment   | 41.77%<br>66 | 37.34%<br>59 | 5.70%<br>9   | 15.19%<br>24 | 158   |
| Spots facilities | 22.73%<br>35 | 30.52%<br>47 | 16.88%<br>26 | 29.87%<br>46 | 154   |
| Restrooms        | 6.41%<br>10  | 31.41%<br>49 | 44.87%<br>70 | 17.31%<br>27 | 156   |
| Shelters         | 33.12%<br>51 | 50.00%<br>77 | 5.84%<br>9   | 11.04%<br>17 | 154   |
| Maintenance      | 29.03%<br>45 | 52.90%<br>82 | 7.74%<br>12  | 10.32%<br>16 | 155   |

| #  | COMMENTS:  | DATE                |
|----|--|---------------------|
| 1  | I have not paid close enough attention to answer some of these questions.  | 11/8/2022 3:21 PM   |
| 2  | Have not been there for a few years so can't comment   | 11/8/2022 2:55 PM   |
| 3  | Our parks people do a good job with what they are given. They are usually pretty clean and well maintained. Just wish the kids and other reprobates would leave damaging the restrooms alone so that they would be available more.   | 11/8/2022 11:27 AM  |
| 4  | You need to make the bathroom safe you need to make them clean and someone needs to once in awhile every hour walk through someone with authority to make sure that people are okay if it's used by older people a lot.  | 11/6/2022 8:39 AM   |
| 5  | There needs to be a park budget! And, that budget should be spent on maintaining the facility!   | 11/3/2022 8:49 PM   |
| 6  | Don't forget the dog park.   | 10/18/2022 3:22 PM  |
| 7  | Could update and would make the park much better   | 10/11/2022 5:50 PM  |
| 8  | The last time my family and I went to this park the restroom doors couldn't be shut. We haven't bothered to use the bathrooms there again.   | 10/15/2022 6:27 PM  |
| 9  | I've noticed many times that the mowers and other equipment at the golf course are in poor condition or often broken down and in for repairs which can take a long time. The grass does get rather long when mowers are not working. This has to put a lot of stress on the staff having to deal with worn out machines. | 10/15/2022 4:04 PM  |
| 10 | I don't use Maconaquah park, just ride my bike through occasionally.   | 10/15/2022 1:02 PM  |
| 11 | Miamisfort needs updating/maintenance  | 10/15/2022 7:40 AM  |
| 12 | Restrooms are very dated and need improving.   | 10/15/2022 7:37 AM  |
| 13 | It would be nice if there was a permanent restroom of the east end of the riverwalk and open year round.   | 10/14/2022 11:21 PM |
| 14 | It is a hidden gem along with the amphitheater   | 10/14/2022 11:04 AM |

Peru Parks & Recreation Master Plan

Q10 Please rate the condition of the following amenities at West City Park:

Answered: 154 Skipped: 10



Peru Parks & Recreation Master Plan



Good Fair Poor N/A

|                   | GOOD         | FAIR         | POOR         | N/A          | TOTAL |
|-------------------|--------------|--------------|--------------|--------------|-------|
| Play equipment    | 27.63%<br>42 | 31.58%<br>48 | 10.53%<br>15 | 30.26%<br>46 | 152   |
| Sports facilities | 34.67%<br>52 | 33.33%<br>50 | 4.67%<br>7   | 27.33%<br>41 | 150   |
| Restrooms         | 22.22%<br>34 | 28.10%<br>43 | 18.95%<br>29 | 30.72%<br>47 | 153   |
| Shelters          | 34.90%<br>52 | 28.19%<br>42 | 6.04%<br>9   | 30.87%<br>46 | 149   |
| Maintenance       | 34.87%<br>53 | 30.92%<br>47 | 7.89%<br>12  | 26.32%<br>40 | 152   |

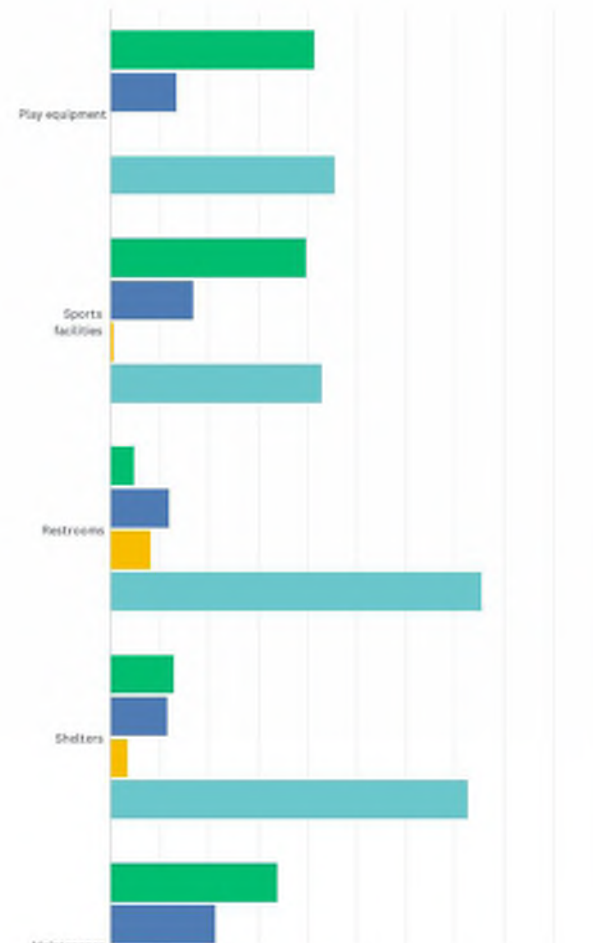
| #  | COMMENTS:  | DATE                |
|----|--|---------------------|
| 1  | Don't ever go there  | 11/8/2022 2:12 PM   |
| 2  | The huge ruts near field 2 need filled in to allow every inch of parking possible during ball season   | 11/8/2022 11:20 AM  |
| 3  | Baseball season everything is always moved everything looks very nice the concession stand is very nice the bathrooms are okay that could be better but it's a great place to be in the summertime for the kids  | 11/6/2022 8:39 AM   |
| 4  | Could use more playground equipment.   | 11/2/2022 8:23 PM   |
| 5  | Don't use that park  | 10/18/2022 10:41 AM |
| 6  | There is always finger pointing regarding whose job it is to upkeep. Just looks terrible when the grass and weeds are growing up in the bleacher areas & the trash cans are overflowing. The other concession stand near tball would be a great addition if it were in better condition. Trees need to be trimmed back. Some of those limbs are widow makers waiting to happen | 10/18/2022 8:10 AM  |
| 7  | Take time to move bleachers to move. Instead of just moving around everything  | 10/13/2022 11:29 PM |
| 8  | Huge difference in girls vs boys side  | 10/15/2022 8:32 PM  |
| 9  | playground equipment has some broken parts, softball dugouts fill with water, bases are unsafe 50 percent of time, bathrooms need better maintenance.  | 10/15/2022 7:37 AM  |
| 10 | Not certain where that park is   | 10/14/2022 10:23 PM |
| 11 | Benches are bad, bathrooms horrible  | 10/14/2022 7:05 PM  |
| 12 | I do not use West City Park.   | 10/14/2022 4:49 PM  |
| 13 | Don't use this park  | 10/14/2022 11:04 AM |
| 14 | I have only driven through this park, so I don't have a huge opinion on what the status of this park is.   | 10/14/2022 10:16 AM |

27 / 61

Peru Parks & Recreation Master Plan

Q11 Please rate the condition of the following amenities at Peru Skate Park:

Answered: 150 Skipped: 14



28 / 61

# PUBLIC SURVEY RESULTS

Peru Parks & Recreation Master Plan



■ Good
 ■ Fair
 ■ Poor
 ■ N/A

|                  | GOOD         | FAIR         | POOR        | N/A           | TOTAL |
|------------------|--------------|--------------|-------------|---------------|-------|
| Play equipment   | 41.33%<br>62 | 13.33%<br>20 | 0.00%<br>0  | 45.33%<br>68  | 150   |
| Spots facilities | 39.60%<br>59 | 16.78%<br>25 | 0.67%<br>1  | 42.95%<br>64  | 149   |
| Restrooms        | 4.67%<br>7   | 12.00%<br>18 | 8.00%<br>12 | 75.33%<br>113 | 150   |
| Shelters         | 12.75%<br>19 | 11.41%<br>17 | 3.36%<br>5  | 72.48%<br>108 | 149   |
| Maintenance      | 34.00%<br>51 | 21.33%<br>32 | 2.67%<br>4  | 42.00%<br>63  | 150   |

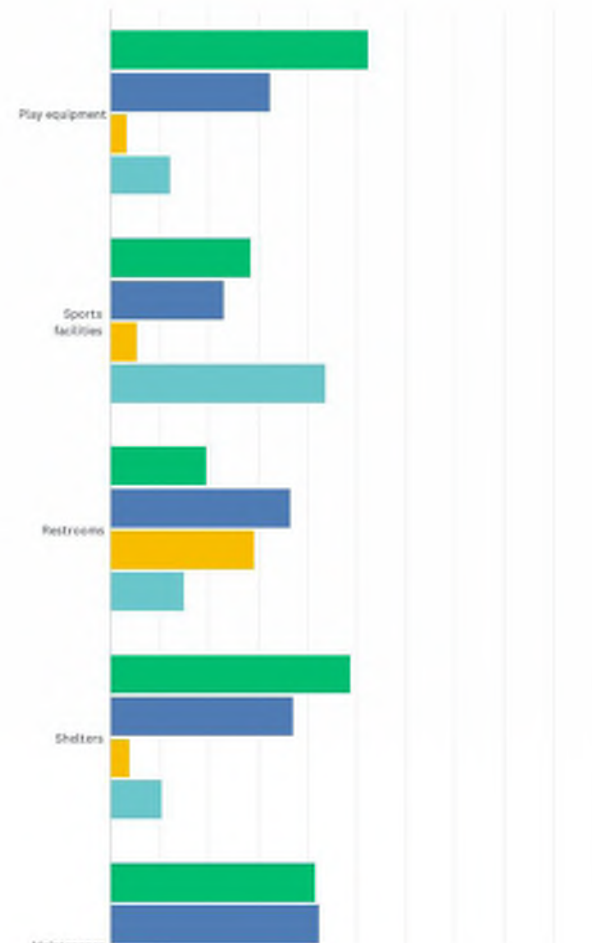
| #  | COMMENTS:  | DATE                |
|----|--|---------------------|
| 1  | Haven't been   | 11/8/2022 2:55 PM   |
| 2  | Don't ever go there.   | 11/8/2022 2:12 PM   |
| 3  | The skateboard it's not used as much as it should be being next to the Riverwalk is nice but the restrooms are horrible they need to be clean and safe and someone police or otherwise needs to go down every hour to check out what's going on the older people have been harassed along the river walking them along by the skateboard it's dangerous it's certain hours for us to be down there it's supposed to be fun and take your kids I don't see that happening | 11/6/2022 8:39 AM   |
| 4  | There are no restrooms! There are no shelters!   | 11/3/2022 8:49 PM   |
| 5  | Its nice to have but hear complaints about how some act. Plan more activities there.   | 11/2/2022 11:01 AM  |
| 6  | Have customers that really like the park   | 10/18/2022 10:41 AM |
| 7  | I have two little boys who ride bikes there some during our walks on the river walk. Every time the older kids are so helpful and nice to them. I'm also grateful for them being so kind to the younger kids.  | 10/11/2022 11:29 PM |
| 8  | Definitely could use a shelter house and restroom down there   | 10/17/2022 5:50 PM  |
| 9  | Skate Park needs dirt backfield around edges and grass seeded or new sod placed.   | 10/15/2022 10:36 PM |
| 10 | I don't go to this park enough to be able to properly inform.  | 10/15/2022 6:27 PM  |
| 11 | We love the skate park. I feel like it was a great investment. Would love to see it added on to.   | 10/15/2022 7:37 AM  |
| 12 | I do not use Peru Skate Park.  | 10/14/2022 4:49 PM  |
| 13 | I do not use the Skate Park . Does it even have a bathroom?  | 10/14/2022 11:21 AM |
| 14 | Looks nice from the road. have never used it personally  | 10/14/2022 10:33 AM |
| 15 | The skate park is always packed with young men and women learning to skate or practicing their skills. It is a great space in our community!   | 10/14/2022 10:16 AM |

29 / 61

Peru Parks & Recreation Master Plan

Q12 Please rate the condition of the following amenities at River Walkway Park:

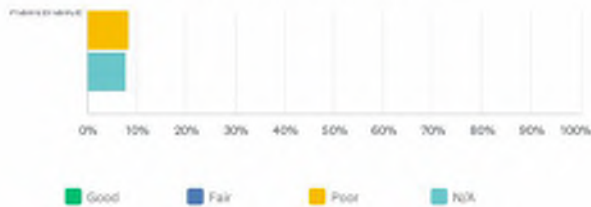
Answered: 150 Skipped: 5



30 / 61



Peru Parks & Recreation Master Plan



|                  | GOOD         | FAIR         | POOR         | N/A          | TOTAL |
|------------------|--------------|--------------|--------------|--------------|-------|
| Play equipment   | 52.23%<br>82 | 32.48%<br>51 | 3.18%<br>5   | 12.10%<br>19 | 157   |
| Spots facilities | 28.29%<br>43 | 23.03%<br>35 | 5.20%<br>8   | 43.42%<br>66 | 152   |
| Restrooms        | 19.48%<br>30 | 36.36%<br>56 | 29.22%<br>45 | 14.94%<br>23 | 154   |
| Shelters         | 48.70%<br>75 | 37.01%<br>57 | 3.90%<br>6   | 10.39%<br>16 | 154   |
| Maintenance      | 41.67%<br>65 | 42.31%<br>66 | 8.33%<br>13  | 7.69%<br>12  | 156   |

| #  | COMMENTS:  | DATE                |
|----|--|---------------------|
| 1  | Restrooms need stalls and more toilets.  | 11/14/2022 12:04 PM |
| 2  | I wish the police could monitor the riverwalk at night. A lot of older teens invade the park.  | 11/8/2022 11:36 AM  |
| 3  | The Grass is Always mowed and everybody tries to maintain that area it's a beautiful place for children especially handicapped children but again restrooms you need to really take care of them and unfortunately older kids and people who should not be in there climb the fence or whatever and get in and play on the equipment people will never learn | 11/6/2022 8:39 AM   |
| 4  | The young children's side needs a lot of work, it's not all that clean, would never use the sandbox, some of the boards are broken, not a lot of activities or stuff for the kids to play with. We often find ourselves using the Harvesting Capabilities park as there is more stuff for the young one to play with.  | 11/3/2022 12:25 PM  |
| 5  | You are getting there, Was at Chili cook off. Why so far away from restrooms? Was told city didn't have electric hook up how hard is it to put outlets at each light post on trail?  | 11/2/2022 11:01 AM  |
| 6  | The new playground is lovely. The original playground needs some attention.  | 10/18/2022 8:19 AM  |
| 7  | Splash pad will be great there   | 10/17/2022 5:50 PM  |
| 8  | The newer all accessible park is much nicer than the older fort. Needs new mulch   | 10/17/2022 11:42 AM |
| 9  | Walkway needs work!  | 10/17/2022 10:24 AM |
| 10 | Too many Homeless, juveniles too old for the playground but hanging out and causing trouble, and drug paraphernalia at Miami's Fort. Sometimes we can't stay or go there because of the above.   | 10/16/2022 1:02 PM  |
| 11 | Miami's Fort is in poor condition and not maintained. Restrooms are locked.  | 10/15/2022 10:36 PM |
| 12 | My only complaint about the River Walk are the group of tweens/teens that hangout after school causing, fighting, littering, and damaging the facilities. At time there are also homeless people sleeping on the benches and in the covered picnic areas. The group of kids and homeless make me feel unsafe and uncomfortable.                              | 10/15/2022 1:02 PM  |

Peru Parks & Recreation Master Plan

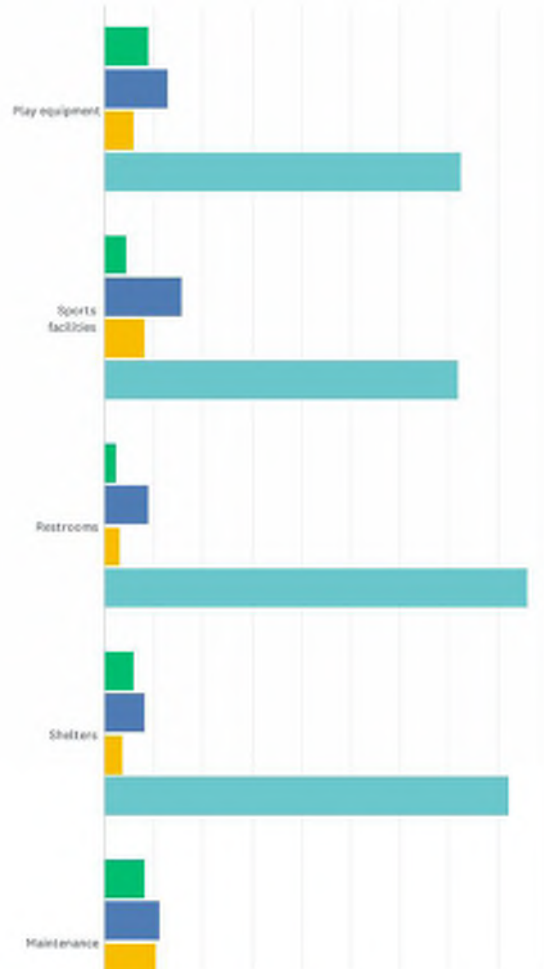
|    |  |                     |
|----|--|---------------------|
| 13 | Restrooms at the park could stand to be cleaned more often   | 10/15/2022 10:54 AM |
| 14 | The Fort is in dire need of upkeep. Could use a face lift.   | 10/15/2022 7:37 AM  |
| 15 | Restroom needs updated and I believe it could be open year round without freezing pipes, since the pipes are in the center of the building, helping insulate from the freezing weather. We just need a park employee to maintain during winter months. | 10/14/2022 11:21 PM |
| 16 | Kids keep tearing it up. Drug use. Needles on ground. People smoking.  | 10/14/2022 8:50 PM  |
| 17 | No comment on restrooms since I do not use them.   | 10/14/2022 4:49 PM  |
| 18 | I was only in the rest room once, several years ago. It was nasty and I never went in it again.  | 10/14/2022 12:24 PM |
| 19 | I think this park is wonderful because it has all-inclusive equipment.   | 10/14/2022 11:21 AM |
| 20 | My favorite park out of all  | 10/14/2022 10:16 AM |

# PUBLIC SURVEY RESULTS

Peru Parks & Recreation Master Plan

Q13 Please rate the condition of the following amenities at Shilling Park:

Answered: 134 Skipped: 00



33 / 61

Peru Parks & Recreation Master Plan



Good Fair Poor N/A

|                   | GOOD        | FAIR         | POOR         | N/A           | TOTAL |
|-------------------|-------------|--------------|--------------|---------------|-------|
| Play equipment    | 9.02%<br>12 | 12.78%<br>17 | 6.02%<br>8   | 72.18%<br>96  | 133   |
| Sports facilities | 4.48%<br>6  | 15.67%<br>21 | 8.21%<br>11  | 71.64%<br>96  | 134   |
| Restrooms         | 2.28%<br>3  | 9.02%<br>12  | 3.00%<br>4   | 85.71%<br>114 | 133   |
| Shelters          | 5.97%<br>8  | 8.21%<br>11  | 3.73%<br>5   | 82.09%<br>110 | 134   |
| Maintenance       | 8.21%<br>11 | 11.19%<br>15 | 10.45%<br>14 | 70.15%<br>94  | 134   |

| #  | COMMENTS:   | DATE                |
|----|---|---------------------|
| 1  | Which one is shilling?  | 11/14/2022 12:04 PM |
| 2  | Know nothing about this park.   | 11/8/2022 7:30 PM   |
| 3  | Can't answer as I don't know where that is  | 11/8/2022 3:21 PM   |
| 4  | Never been  | 11/8/2022 2:55 PM   |
| 5  | Don't ever go there   | 11/8/2022 2:12 PM   |
| 6  | Have no answer very seldom do I see young men playing basketball once in awhile but not often   | 11/6/2022 8:39 AM   |
| 7  | Too many kids and teenagers for small children to enjoy   | 11/2/2022 7:52 PM   |
| 8  | No idea where this park is at   | 10/18/2022 3:39 PM  |
| 9  | Don't use this park   | 10/18/2022 10:41 AM |
| 10 | I've never once seen anyone over here maintaining this park. I even had to fight for a sign to be put up to list hours because people play basketball at all hours of the night. The parks departments needed patrolled better. | 10/18/2022 1:00 AM  |
| 11 | I've never been there   | 10/13/2022 11:29 PM |
| 12 | n/a   | 10/13/2022 4:53 PM  |
| 13 | I don't know this park?   | 10/13/2022 10:49 AM |
| 14 | I do not go to this park  | 10/13/2022 10:20 AM |
| 15 | I don't even know where this is??   | 10/16/2022 9:30 PM  |
| 16 | Where is this at?   | 10/15/2022 8:32 PM  |
| 17 | Never heard of this park and I'm unaware of it's location.  | 10/15/2022 6:27 PM  |
| 18 | Not certain of it's location  | 10/14/2022 10:23 PM |
| 19 | No electricity available at the shelter   | 10/14/2022 9:15 PM  |

34 / 61

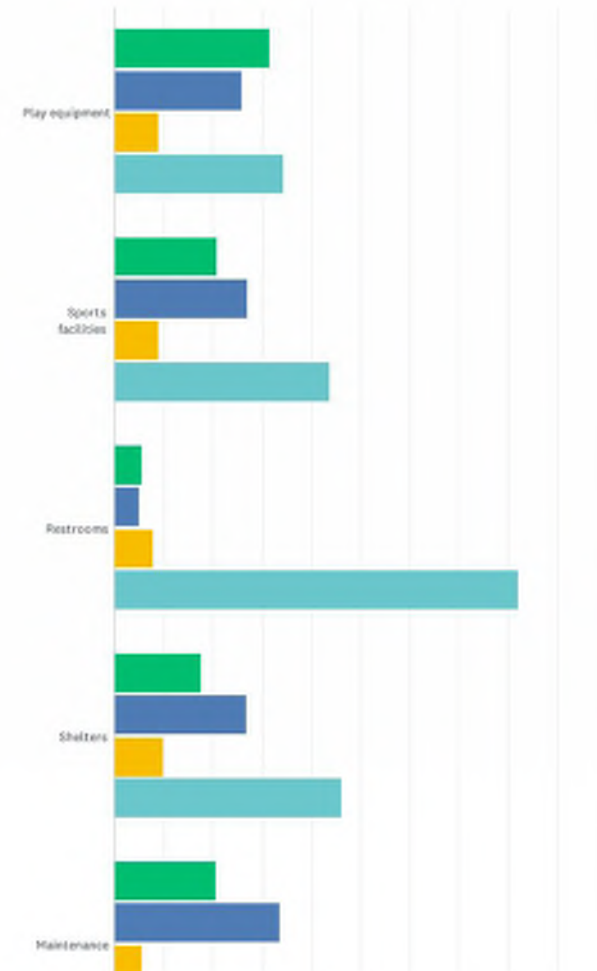
Peru Parks & Recreation Master Plan

|    |  |                     |
|----|--|---------------------|
| 20 | I do not use Shilbig Park.   | 10/14/2022 4:49 PM  |
| 21 | Dont use   | 10/14/2022 2:02 PM  |
| 22 | Dont know where this is  | 10/14/2022 12:01 PM |
| 23 | I never heard of Shilling Park. I looked it up on the internet.                  | 10/14/2022 11:21 AM |
| 24 | Dont use   | 10/14/2022 11:04 AM |
| 25 | I've never been  | 10/14/2022 11:00 AM |
| 26 | Dont know where this is.   | 10/14/2022 10:57 AM |
| 27 | dont know where this park is   | 10/14/2022 10:50 AM |
| 28 | I'm not sure where Shilling Park is. I'm not familiar with that Park name.       | 10/14/2022 10:33 AM |
| 29 | I can't recollect ever being at this park so I don't feel comfortable answering. | 10/14/2022 10:16 AM |

Peru Parks & Recreation Master Plan

Q14 Please rate the condition of the following amenities at Davis Park:

Answered: 146 Skipped: 18





# PUBLIC SURVEY RESULTS

Peru Parks & Recreation Master Plan



Good Fair Poor N/A

|                  | GOOD         | FAIR         | POOR        | N/A           | TOTAL |
|------------------|--------------|--------------|-------------|---------------|-------|
| Play equipment   | 31.25%<br>45 | 25.69%<br>37 | 9.03%<br>13 | 34.03%<br>49  | 144   |
| Spots facilities | 20.69%<br>30 | 26.90%<br>39 | 8.97%<br>13 | 43.45%<br>63  | 145   |
| Restrooms        | 5.56%<br>8   | 4.80%<br>7   | 7.64%<br>11 | 81.94%<br>118 | 144   |
| Shelters         | 17.49%<br>25 | 26.57%<br>38 | 9.70%<br>14 | 46.15%<br>66  | 143   |
| Maintenance      | 20.55%<br>30 | 33.56%<br>49 | 5.49%<br>8  | 40.41%<br>59  | 146   |

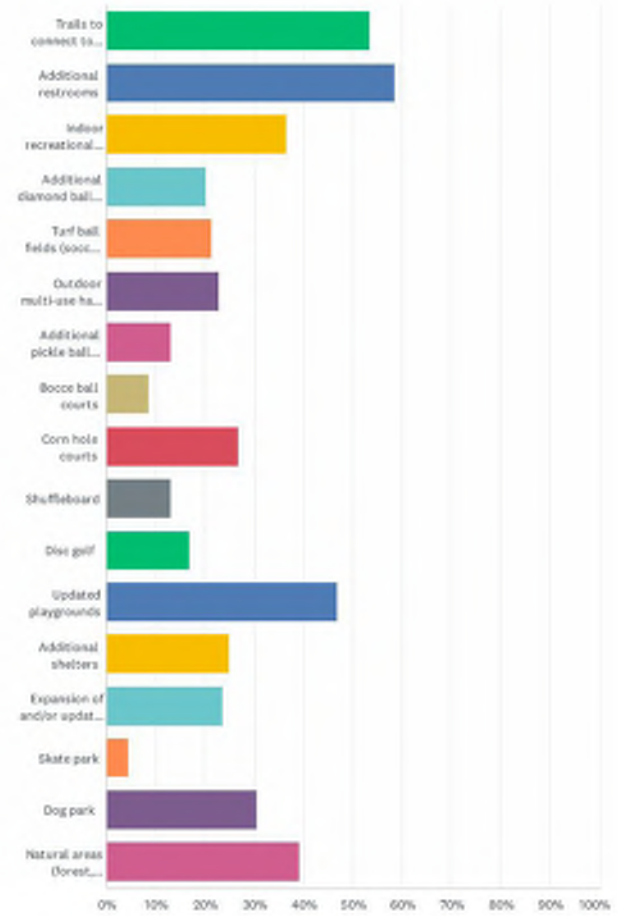
| #  | COMMENTS:  | DATE                |
|----|--|---------------------|
| 1  | Which one is Davis?  | 11/14/2022 12:04 PM |
| 2  | Don't ever go there  | 11/6/2022 2:12 PM   |
| 3  | I think it's nice what they've done to it I don't see a lot of play equipment but what I see looks pretty good maintenance seems good I don't see a restroom maybe that's something that we should have but a lot of people use it I used to when I was a kid                          | 11/6/2022 8:39 AM   |
| 4  | There is no stupid restroom! Who wrote this stupid survey? The rotted porch swing was NEVER replaced! There needs to be equipment for small children. The department needs to attempt to plant trees again. We need to have equipment at least as good as McClure's orchard!           | 11/3/2022 8:49 PM   |
| 5  | Don't use this park  | 10/18/2022 10:41 AM |
| 6  | Could use a restroom and new basketball court  | 10/17/2022 5:50 PM  |
| 7  | n/a  | 10/17/2022 4:53 PM  |
| 8  | I do not use this park   | 10/17/2022 10:20 AM |
| 9  | No idea where this is either   | 10/16/2022 9:30 PM  |
| 10 | Landscaping not maintained and need restrooms.   | 10/15/2022 10:36 PM |
| 11 | Davis park has playground equipment that is too tall. I would like any one of you to take a younger child there to play. Everything is too tall. Its almost too tall for an adult. The basketball court is very nice. I do not believe there are any restrooms or place to wash hands. | 10/15/2022 7:37 AM  |
| 12 | Don't know where it is   | 10/14/2022 10:23 PM |
| 13 | Don't use  | 10/14/2022 2:02 PM  |
| 14 | Don't know where it is   | 10/14/2022 12:01 PM |
| 15 | I only see this park driving through town. I have never used it.   | 10/14/2022 11:21 AM |
| 16 | This park seems a little run down and doesn't offer very much so we rarely stop there  | 10/14/2022 10:33 AM |

Peru Parks & Recreation Master Plan

|    |  |                     |
|----|--|---------------------|
| 17 | This is a huge space in a residential area, this needs to be filled with way more playground attractions. :) it has so much potential and I do think a ton of people do use this park, but I do believe if there were some more slides or swings or even another court of some sort, this park would have a better reputation. | 10/14/2022 10:16 AM |
| 18 | This park has a great basketball court   | 10/14/2022 10:08 AM |

Q15 What new park amenities do you plan to use or would you like to see added to the park system? (Check all that apply)

Answered: 154 Skipped: 10



# PUBLIC SURVEY RESULTS

Peru Parks & Recreation Master Plan

| ANSWER CHOICES   | RESPONSES |    |
|--|-----------|----|
| Trails to connect to parks   | 53.25%    | 82 |
| Additional restrooms   | 58.44%    | 90 |
| Indoor recreational facility (pickleball, badminton, basketball, volleyball, etc.) | 36.36%    | 56 |
| Additional diamond ball fields (baseball, softball, etc.)                          | 20.13%    | 31 |
| Turf ball fields (soccer, football, etc.)  | 21.43%    | 33 |
| Outdoor multi-use hard surface court   | 22.73%    | 35 |
| Additional pickle ball courts  | 12.99%    | 20 |
| Bocce ball courts  | 8.44%     | 13 |
| Con hole courts  | 26.62%    | 41 |
| Shuffleboard   | 12.99%    | 20 |
| Disc golf  | 16.88%    | 26 |
| Updated playgrounds  | 46.75%    | 72 |
| Additional shelters  | 24.68%    | 38 |
| Expansion of and/or update of parking at facilities                                | 23.38%    | 36 |
| Skate park   | 4.55%     | 7  |
| Dog park   | 30.52%    | 47 |
| Natural areas (forest, wetland, prairie, etc.)                                     | 38.96%    | 60 |
| Total Respondents: 154   |           |    |

| #  | OTHER (PLEASE SPECIFY)  | DATE                |
|----|---|---------------------|
| 1  | Horseshoes pits. Where are the Horseshoes pits?   | 11/14/2022 12:04 PM |
| 2  | Miniature Golf  | 11/8/2022 2:46 PM   |
| 3  | Spray pad or some water feature since Miller pool was allowed to die  | 11/8/2022 11:27 AM  |
| 4  | There should be handicap parking spaces for people at each Park I think most of these things are covered in our Parks they just need updated  | 11/6/2022 8:39 AM   |
| 5  | The entire county uses our parks. We need a county park system funded by everyone!  | 11/3/2022 8:49 PM   |
| 6  | A small splash pad would be fun, more equipment for toddlers, the mulch replaced, sand volleyball. The font could use some new activities. Not necessarily turf fields, but fields marked out in general would be nice, some soccer goals maybe | 11/3/2022 12:25 PM  |
| 7  | Please keep natural green spaces!!! Sad to see more and more being developed instead of protected green space.  | 10/30/2022 9:49 PM  |
| 8  | Not sure because I don't use them regularly but maybe I need to do more investigation into the local parks. I had no idea we had that many. I've lived here 18 years.   | 10/24/2022 8:52 AM  |
| 9  | Splash pad, pool  | 10/20/2022 7:06 AM  |
| 10 | Restrooms that stay open throughout the year at the parks.  | 10/18/2022 3:33 PM  |
| 11 | playgrounds specifically for handicapped children. Add a splash pads and a water park and a community swimming pool!  | 10/18/2022 10:10 AM |
| 12 | No idea.  | 10/18/2022 3:39 PM  |

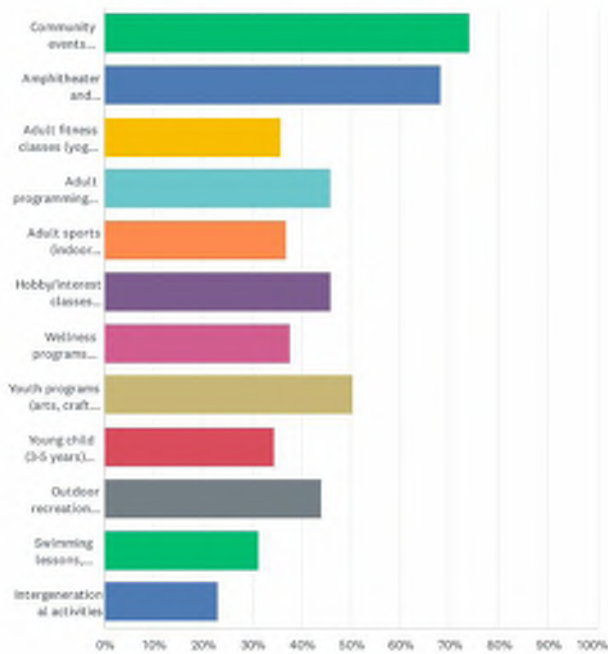
Peru Parks & Recreation Master Plan

|    |   |                     |
|----|---|---------------------|
| 13 | Water park for kids, with lights, and stage. Entertainment area at night/day and play area for kids when the water shoots out the ground during the summer. I wish the trails connected from the river walk to Macaniqua Park, I wish the youth would stop destroying the existing equipment and shelters. I wish there were a way to reserve the shelter or area. I wish the website was friendlier, I had to really search for this survey. I only found out on the Dash radio station. | 10/18/2022 3:22 PM  |
| 14 | INDOOR SOCCER!!! This is a really popular sport!  | 10/18/2022 8:19 AM  |
| 15 | Splash pad!   | 10/18/2022 1:00 AM  |
| 16 | I love that the library gets to use the amphitheater for their summer reading programs Splash pad More activities in our parks to raise money for our parks - car show, festivals etc   | 10/17/2022 11:29 PM |
| 17 | splash pool or sprinkler park   | 10/17/2022 7:12 PM  |
| 18 | Splash pad  | 10/17/2022 6:58 PM  |
| 19 | Splash pad Swimming pool  | 10/17/2022 4:06 PM  |
| 20 | splash pad swimming pool  | 10/17/2022 12:58 PM |
| 21 | an outdoor community pool would be great to have  | 10/17/2022 10:49 AM |
| 22 | I would love to see a splash pad put somewhere around the Riverwalkway Park   | 10/17/2022 10:20 AM |
| 23 | Public access to river for kayaks and canoes.   | 10/16/2022 1:02 PM  |
| 24 | Pool and splash pad   | 10/15/2022 10:54 AM |
| 25 | Easier River access!!   | 10/15/2022 8:37 AM  |
| 26 | I would love to see a water park added to park system. Rotary park in Johnson City Tennessee has a public splash park situated with a regular park. It is fenced in and has hours from 10-7. It is free to the public, but it rentable. I would love to see peru do something similar to this.  | 10/15/2022 7:37 AM  |
| 27 | Natural areas with handicap accessible paths for my husband to walk. Maybe a paved sidewalk or something with handrails   | 10/15/2022 4:41 AM  |
| 28 | Update the basketball court on canal st. near the riverwalkway.   | 10/14/2022 11:21 PM |
| 29 | Pool  | 10/14/2022 9:49 PM  |
| 30 | Splash pad  | 10/14/2022 9:15 PM  |
| 31 | Doesn't matter what you fix, the teenagers will destroy it.   | 10/14/2022 8:50 PM  |
| 32 | Updating and maintaining facilities- restrooms and some equipment would be well received I appreciate nature so I like the idea of keeping as much scenery as possible  | 10/14/2022 8:07 PM  |
| 33 | Splash park   | 10/14/2022 3:41 PM  |
| 34 | splashpad/waterpark, toddler/infant friendly playground   | 10/14/2022 1:36 PM  |
| 35 | I don't have a dog, but I would like to see doggie pick up bags along the walkway.  | 10/14/2022 12:24 PM |
| 36 | Splash pad  | 10/14/2022 12:16 PM |
| 37 | Hiking trails   | 10/14/2022 12:12 PM |
| 38 | SPLASH PAD  | 10/14/2022 11:06 AM |
| 39 | The reasoning I didn't choose indoor recreational facility is because we have the brand new YMCA with all of those options there. I believe we have plenty of parking and as for shelters, I don't necessarily think we need more. I just think we need to update the ones that we have to make them more durable to be able to last longer and to last the wrath of teenagers :-)  | 10/14/2022 10:16 AM |



Q16 What programs, activities, or events would you like to see in the park system? (Check all that apply)

Answered: 157 Skipped: 7



| ANSWER CHOICES  | RESPONSES  |
|---|------------|
| Community events (festivals, 5k races, concerts, etc.)                                    | 73.89% 116 |
| Amphitheater and entertainment events   | 68.15% 107 |
| Adult fitness classes (yoga, martial arts, Zumba, etc.)                                   | 35.67% 56  |
| Adult programming (walking club, exercise club, running club, etc.)                       | 45.86% 72  |
| Adult sports (indoor pickleball, badminton, outdoor volleyball, pickleball, tennis, etc.) | 36.94% 58  |
| Hobby/interest classes (crafts, gardening, cooking, etc.)                                 | 45.86% 72  |
| Wellness programs (nutrition, health counseling, etc.)                                    | 37.58% 59  |
| Youth programs (arts, crafts, adventure, summer camps, etc.)                              | 50.32% 79  |
| Young child (3-5 years) programs  | 34.39% 54  |
| Outdoor recreation (hiking, fishing, nature programs, etc.)                               | 43.95% 69  |
| Swimming lessons, aquatic programs  | 31.21% 49  |
| Intergenerational activities  | 22.93% 36  |
| Total Respondents: 157  |            |

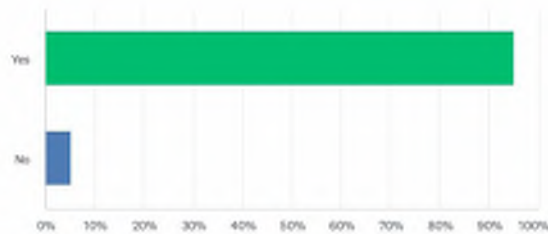
| #  | OTHER (PLEASE SPECIFY)   | DATE                |
|----|--|---------------------|
| 1  | Horseshoes club  | 11/14/2022 12:04 PM |
| 2  | Miniature Golf   | 11/8/2022 2:46 PM   |
| 3  | In order to have some of the things that you have posted Hobbies swimming Wellness programs you need to have inside facilities so if you had shelter buildings some of this could be done but we have the YMCA and they cover a lot of these you might want to look over your questions they're repetitive | 11/6/2022 8:39 AM   |
| 4  | We need to maintain and add equipment for children   | 11/9/2022 8:49 PM   |
| 5  | Kayaking, and fishing would be great! AN indoor water park would bring more people to visit so they could spend money in our restaurants.  | 10/18/2022 3:22 PM  |
| 6  | Add some kind of Bike trails or walking trails along the edges of the road running through Mac Park. In the wooded section after the disc golf course.   | 10/18/2022 10:41 AM |
| 7  | Easier River access!   | 10/15/2022 8:37 AM  |
| 8  | Things that a disabled person can be included in as well   | 10/15/2022 4:41 AM  |
| 9  | Canoe and kayak access and lessons, particularly towards water safety  | 10/14/2022 10:23 PM |
| 10 | An indoor play cafe would be excellent for colder months.  | 10/14/2022 10:42 AM |
| 11 | I think all of these ideas are brilliant! So that is why I checked every single one...   | 10/14/2022 10:16 AM |

# PUBLIC SURVEY RESULTS

Peru Parks & Recreation Master Plan

## Q17 Would you use an online platform to register for shelter rental, event registration and/or programming registration?

Answered: 159 Skipped: 5



| ANSWER CHOICES | RESPONSES | COUNT |
|----------------|-----------|-------|
| Yes            | 94.97%    | 151   |
| No             | 5.03%     | 8     |
| TOTAL          |           | 159   |

45 / 61

Peru Parks & Recreation Master Plan

## Q18 What could the Parks & Recreation do to better serve you and your family?

Answered: 95 Skipped: 89

| #  | RESPONSES   | DATE                |
|----|---|---------------------|
| 1  | I feel they do what they can with what they have, but like other areas of Peru, in my opinion, I feel like minutes are not diverted to maintaining our improving these types of things.   | 5/4/2023 4:43 PM    |
| 2  | Horseshoes! Permanent concessions stands for the teenie boppers.  | 11/14/2022 12:04 PM |
| 3  | Not sure  | 11/8/2022 7:30 PM   |
| 4  | Na  | 11/8/2022 3:04 PM   |
| 5  | Not sure  | 11/8/2022 2:55 PM   |
| 6  | Put in a miniature Golf course  | 11/8/2022 2:46 PM   |
| 7  | Not sure  | 11/8/2022 2:12 PM   |
| 8  | I have never heard of most of the above parks. I realize it's very difficult to get the info out.   | 11/8/2022 12:50 PM  |
| 9  | Restrooms and trash cans for dog poop   | 11/8/2022 11:50 AM  |
| 10 | Keep the areas clean.   | 11/8/2022 11:36 AM  |
| 11 | More events. Take advantage of the amphitheater , more usage. Update restroom facilities. Definitely a pool/splash pad.   | 11/8/2022 11:30 AM  |
| 12 | Keep up what you are doing. Understanding that we are a small community and funds are slim for many of these things   | 11/8/2022 11:27 AM  |
| 13 | Keep entire city of Peru Indiana continually update on activities   | 11/8/2022 11:21 AM  |
| 14 | Well now that you mention it, some polished concrete console sets in the lot between west Miami's Fort and skate park would be amazing and relatively low cost of maintenance   | 11/8/2022 11:20 AM  |
| 15 | Have more family events be safer when we do go keep it clean watch for the drugs in the syringes that are laying on the ground so that our kids don't get them  | 11/6/2022 8:39 AM   |
| 16 | Obtain county funding.  | 11/3/2022 8:49 PM   |
| 17 | Allow us to provide feedback and input such as this is helpful. Perhaps consider 'policing' a little more at the parks to discourage the use of loud speakers and teenage kids running around abusing the park  | 11/3/2022 12:25 PM  |
| 18 | A splash pad would be a wonderful addition.   | 11/2/2022 8:23 PM   |
| 19 | Shade is needed badly on playground equip   | 11/2/2022 11:22 AM  |
| 20 | Add park monitors   | 11/2/2022 10:53 AM  |
| 21 | Adult groups for hiking, walking, etc would be fun! Please add another dog park somewhere in the city on west end. A possible place to plug in scooters may be helpful to some.   | 10/30/2022 9:49 PM  |
| 22 | Presentation and security of facilities   | 10/26/2022 2:22 PM  |
| 23 | Maybe I need to do more in my end to investigate what there is to do. I'm sure there are lots of behind the scene people who work hard to improve Peru parks and personally I see it especially at Riverside Park which is where I bring my grandson. | 10/24/2022 8:52 AM  |
| 24 | Publicize events better   | 10/23/2022 7:47 PM  |
| 25 | Reduce unwanted activities (drugs, bullies, etc), reduce vandalism and destruction of facilities.   | 10/22/2022 10:30 AM |
| 26 | Update equipment  | 10/20/2022 3:48 PM  |

46 / 61

Peru Parks & Recreation Master Plan

|    |   |                     |
|----|---|---------------------|
| 27 | Newsletter or monthly emails  | 10/19/2022 3:33 PM  |
| 28 | Emphasis on life-long sports like tennis and swimming   | 10/19/2022 10:10 AM |
| 29 | The website could be easier to use. There could be a police presence at the parks during dawn and dusk to help the community feel safe. Most of the vandalism occurs when kids get out of school, and are left to themselves.                           | 10/19/2022 3:22 PM  |
| 30 | nothing at this time  | 10/19/2022 10:41 AM |
| 31 | More toddler friendly programs  | 10/19/2022 9:58 AM  |
| 32 | Make more events  | 10/19/2022 9:49 AM  |
| 33 | Parks should have more of an online presence, their own facebook page to promote events & education, etc. Sharon Edwards was always publishing events like her bird watching/education, etc. We need more of that to get people connected to our parks. | 10/19/2022 8:19 AM  |
| 34 | Maintain the parks! Miami's fort is so run down, it needs some TLC & someone who cares about it!  | 10/19/2022 1:00 AM  |
| 35 | Clean up the bathrooms  | 10/17/2022 11:29 PM |
| 36 | Not sure  | 10/17/2022 7:14 PM  |
| 37 | Add more opportunities for fun community events for all ages! I check marked all the boxes on one of the last questions because Peru needs all these activities!  | 10/17/2022 6:58 PM  |
| 38 | Updated playground equipment and the park at the fort needs new mulch or ground   | 10/17/2022 6:25 PM  |
| 39 | M   | 10/17/2022 5:50 PM  |
| 40 | Keep up the good work   | 10/17/2022 4:53 PM  |
| 41 | Na  | 10/17/2022 2:47 PM  |
| 42 | updated sports equipment  | 10/17/2022 1:17 PM  |
| 43 | Pick up trash around the parks.   | 10/17/2022 11:42 AM |
| 44 | Additional information about programs offered. Continued safety.  | 10/17/2022 11:11 AM |
| 45 | Re-surface the walkway and more parking at the West City park...  | 10/17/2022 10:24 AM |
| 46 | Some type of water activity   | 10/17/2022 10:20 AM |
| 47 | Na  | 10/16/2022 7:48 PM  |
| 48 | Sand volleyball courts and ice skating.   | 10/16/2022 5:08 PM  |
| 49 | Dog poop bag stations. A map of RiverWalk connecting to Nickleplate trail.  | 10/16/2022 3:31 PM  |
| 50 | Add some trails or paths through the park and creek.  | 10/16/2022 1:41 PM  |
| 51 | cleaner restrooms. someone to maybe clean the parks yearly.   | 10/16/2022 12:06 PM |
| 52 | Beter maintenance of facilities.  | 10/15/2022 10:36 PM |
| 53 | Find a way to keep people from defacing and destroying property. With this was an easy fix.   | 10/15/2022 8:32 PM  |
| 54 | A large splash pad or some sort of water playground for kids/families   | 10/15/2022 5:07 PM  |
| 55 | I think the city is doing a good job now with using what we have. Lets expand if we can and make it better. When people come to Peru we need these places to showcase to newcomers and tourists.  | 10/15/2022 4:04 PM  |
| 56 | Keep up the River Walk. I use it almost everyday year around. Keep it cleaned off during the winter. Thank you for the pickleball courts, they are a great addition and I plan on using them often.   | 10/15/2022 1:02 PM  |
| 57 | Encourage use of facilities so more people are aware of what we already have. More events.  | 10/15/2022 11:21 AM |
| 58 | Pool and splash pad. Expand the north nickel plate trail into the city. Build on from lovers lane   | 10/15/2022 10:54 AM |

Peru Parks & Recreation Master Plan

|    |   |                     |
|----|---|---------------------|
|    | to east ninth st  |                     |
| 59 | Easier river access!  | 10/15/2022 8:37 AM  |
| 60 | Publicize better. You would be surprised at how many people do not know you can rent a pavilion. Invest in getting people to spend the day in Peru. Find a way to get people to visit. I drive an hour to go to columbia park zoo. It cost \$2 a person to get in. There is a water park next door. I spend the day in Lafayette. I spend money eating there. I get gas there. I use their park system that is located right next door to that small zoo. | 10/15/2022 7:37 AM  |
| 61 | Add benches for my husband to rest while enjoying nature. He needs handicap accessible areas  | 10/15/2022 4:41 AM  |
| 62 | Na  | 10/15/2022 12:27 AM |
| 63 | Updating amenities; better safety   | 10/15/2022 12:13 AM |
| 64 | Already excellent parks in Peru and surrounding areas   | 10/14/2022 10:23 PM |
| 65 | Better use of community spaces for family reunions, grad parties, birthday celebrations, etc. A place that families WANT to go to get together  | 10/14/2022 10:02 PM |
| 66 | I typically just pass by most of this stuff on the trails. But it appears some areas could be cleaned up. Such as the playgrounds and restrooms.  | 10/14/2022 8:52 PM  |
| 67 | Realize no matter what you do, it won't last.   | 10/14/2022 8:50 PM  |
| 68 | Water area, patrols of the areas, clean and fixed picnic tables, better bathrooms and drinking fountains  | 10/14/2022 8:46 PM  |
| 69 | Update and maintain facilities Supervision of parks and equipment use- too many times rowdy youth ruin the experience   | 10/14/2022 8:07 PM  |
| 70 | it's all good   | 10/14/2022 8:05 PM  |
| 71 | Update facilities at west city park   | 10/14/2022 7:29 PM  |
| 72 | Cleaner restrooms and more restrooms. More events at the amphitheater like summer concert series. More kid camps/activities.  | 10/14/2022 7:22 PM  |
| 73 | Parking bathrooms accessibility   | 10/14/2022 7:05 PM  |
| 74 | Possibly family activities that the community could do with older children.   | 10/14/2022 7:00 PM  |
| 75 | I'm pretty satisfied with Maconaquah Park and amphitheater/entertainment area   | 10/14/2022 6:35 PM  |
| 76 | They are doing an amazing job and if more activities are added then staffing needs to be addressed. We have so many wonderful opportunities available now and the parks dept does an outstanding job  | 10/14/2022 3:41 PM  |
| 77 | ?   | 10/14/2022 2:22 PM  |
| 78 | Off road bicycle trails.  | 10/14/2022 2:02 PM  |
| 79 | cleanliness of facilities (including but not limited to restrooms/shelter houses)   | 10/14/2022 1:36 PM  |
| 80 | Host more events at amphitheater  | 10/14/2022 1:27 PM  |
| 81 | Add splash pad  | 10/14/2022 12:16 PM |
| 82 | Beter restrooms cleaning play Ararat up   | 10/14/2022 12:05 PM |
| 83 | Splash pad  | 10/14/2022 12:01 PM |
| 84 | More than 1 dog park  | 10/14/2022 12:00 PM |
| 85 | Just take care if and improve what we already have  | 10/14/2022 11:04 AM |
| 86 | Better bathrooms in all parks. More events for young children   | 10/14/2022 11:03 AM |
| 87 | Update bathrooms at the walkway! Create more activities for young kids under 5 in the community to participate in   | 10/14/2022 11:00 AM |
| 88 | Better access to trails from North side of town.  | 10/14/2022 10:57 AM |



# PUBLIC SURVEY RESULTS

## Peru Parks & Recreation Master Plan

|    |  |                     |
|----|--|---------------------|
| 89 | Just being utilized more by more functions and organizations   | 10/14/2022 10:40 AM |
| 90 | Keep it cleaner, have cop patrol to keep older kids from being reckless  | 10/14/2022 10:36 AM |
| 91 | The usage of technology like the question stated above. (Being able to register for shelters for events would be super beneficial and would simplify the process immensely!) | 10/14/2022 10:16 AM |
| 92 | They are great, we're just old.  | 10/14/2022 10:14 AM |
| 93 | Security at Miamisfort after school when teens are at the park.  | 10/14/2022 10:08 AM |
| 94 | It's pretty good right now. I like that they are adding Pickleball courts  | 10/14/2022 9:56 AM  |
| 95 | Education of the park system   | 10/14/2022 9:51 AM  |

49 / 61

## Peru Parks & Recreation Master Plan

### Q19 What amenities in the park system are underutilized and should be considered for replacement?

Answered: 79 Skipped: 85

| #  | RESPONSES  | DATE                |
|----|--|---------------------|
| 1  | I feel like Davis Park is underutilized for what it actually is.   | 5/4/2023 4:43 PM    |
| 2  | Dunne  | 11/14/2022 12:04 PM |
| 3  | NA   | 11/8/2022 7:30 PM   |
| 4  | Na   | 11/8/2022 3:04 PM   |
| 5  | Unsure   | 11/8/2022 2:55 PM   |
| 6  | Not sure   | 11/8/2022 2:12 PM   |
| 7  | some of the playground equipment   | 11/8/2022 11:36 AM  |
| 8  | Amphitheater   | 11/8/2022 11:30 AM  |
| 9  | None that I'm aware of   | 11/8/2022 11:27 AM  |
| 10 | N/A  | 11/8/2022 11:27 AM  |
| 11 | Don't know   | 11/8/2022 11:21 AM  |
| 12 | Not sure. Would be nice if shilling park could get some soundproofing to allow later use   | 11/8/2022 11:20 AM  |
| 13 | The skateboard park  | 11/8/2022 8:39 AM   |
| 14 | All the equipment at Davis Park needs to be upgraded and expanded. It needs a restroom.  | 11/3/2022 8:49 PM   |
| 15 | The little kid section at the fort.  | 11/3/2022 12:25 PM  |
| 16 | None   | 11/3/2022 8:18 AM   |
| 17 | Sadly the amphitheatre. Getting rid of the adult softball was a huge mistake.  | 11/2/2022 8:23 PM   |
| 18 | Shelters and green space   | 10/26/2022 2:22 PM  |
| 19 | Not sure I've noticed at least not at Riverside Park   | 10/24/2022 6:52 AM  |
| 20 | Open space for play, pick up games, and events.  | 10/19/2022 2:33 PM  |
| 21 | Improve the golf course, restrooms are terrible. Lack of restrooms on back 9, poor irrigation. We have the opportunity in this City and county to create a golf destination.   | 10/19/2022 3:32 PM  |
| 22 | Amphitheatre, Golf Course  | 10/18/2022 3:39 PM  |
| 23 | Well, the pool could be dug up, and put back into use. Then it could be an indoor pool.  | 10/18/2022 3:22 PM  |
| 24 | not sure don't use them enough any more  | 10/18/2022 10:41 AM |
| 25 | Na   | 10/18/2022 9:49 AM  |
| 26 | The amphitheater has amazing potential. Its use needs to be boosted to quiet the old softball playing naysayers that say it should be demolished. It would add culture, quality of life and community engagement. It would require a dedicated BOOKING person perhaps working hand in hand with our local tourism to make this happen. Bring in talent from other areas. | 10/18/2022 8:19 AM  |
| 27 | Well let's start utilizing the amphitheater!   | 10/18/2022 1:00 AM  |
| 28 | -  | 10/17/2022 11:29 PM |
| 29 | Not sure   | 10/17/2022 7:14 PM  |

50 / 61

Peru Parks & Recreation Master Plan

|    |  |                     |
|----|--|---------------------|
| 30 | Maconaquah Park has such a rich history and is underutilized for the amount of space available   | 10/17/2022 6:58 PM  |
| 31 | N/A  | 10/17/2022 6:25 PM  |
| 32 | None of them need taken away just updated  | 10/17/2022 5:50 PM  |
| 33 | n/a  | 10/17/2022 4:53 PM  |
| 34 | Na   | 10/17/2022 2:47 PM  |
| 35 | I'm not sure   | 10/17/2022 1:17 PM  |
| 36 | More event center rentals, Club house, wedding venues, etc.  | 10/17/2022 12:55 PM |
| 37 | Not sure.  | 10/17/2022 11:11 AM |
| 38 | amphitheater needs more activities   | 10/17/2022 10:49 AM |
| 39 | ???  | 10/17/2022 10:24 AM |
| 40 | Na   | 10/16/2022 7:48 PM  |
| 41 | If we are not having music in the amphitheater regularly why do we have it.  | 10/16/2022 5:08 PM  |
| 42 | Drinking fountains.  | 10/16/2022 3:31 PM  |
| 43 | west city parks play equipment needs updated, many of the swing frames need attention, and of course the restrooms could use updating.   | 10/16/2022 12:06 PM |
| 44 | Basketball courts and restrooms.   | 10/15/2022 10:36 PM |
| 45 | Amphitheater   | 10/15/2022 8:32 PM  |
| 46 | The amphitheater. Put the Softball field back. That would bring more revenue to Peru. It was great when people would travel to Peru for weekend tournaments. Money spent dining, shopping, lodging, etc. | 10/15/2022 5:07 PM  |
| 47 | ?  | 10/15/2022 4:04 PM  |
| 48 | The open grasses spaces along the River Walk could used for adult soccer, Ultimate frisbee, or football.   | 10/15/2022 1:02 PM  |
| 49 | Davis park needs attention. The equipment is new and that is nice but it is not kid friendly. We enjoy mac park the most out of all the parks.   | 10/15/2022 7:37 AM  |
| 50 | Na   | 10/15/2022 12:27 AM |
| 51 | Shelters   | 10/15/2022 12:13 AM |
| 52 | Don't know   | 10/14/2022 10:23 PM |
| 53 | I think everything could use a little revamping. Kids area could use new items and larger space for more activity and creativity within the children   | 10/14/2022 10:02 PM |
| 54 | The restrooms I've used in the parks were very disgusting. I think replacing them and having a plan for upkeep would be a good idea.   | 10/14/2022 8:52 PM  |
| 55 | All of it  | 10/14/2022 8:50 PM  |
| 56 | Upper Maconaquah Park, picnic tables need repair, amphitheater   | 10/14/2022 8:46 PM  |
| 57 | Water fountain all year  | 10/14/2022 8:05 PM  |
| 58 | Restrooms/swings   | 10/14/2022 7:57 PM  |
| 59 | Amphitheater   | 10/14/2022 7:05 PM  |
| 60 | Na   | 10/14/2022 6:35 PM  |
| 61 | Is there or will there be a public pool again?   | 10/14/2022 2:22 PM  |
| 62 | None   | 10/14/2022 2:02 PM  |
| 63 | n/a  | 10/14/2022 1:36 PM  |

Peru Parks & Recreation Master Plan

|    |  |                     |
|----|--|---------------------|
| 64 | Bathrooms  | 10/14/2022 1:27 PM  |
| 65 | Don't know   | 10/14/2022 12:16 PM |
| 66 | Everything is used   | 10/14/2022 12:05 PM |
| 67 | Small child area at miamifort...needs lots of maintenance and many of the items are broken   | 10/14/2022 12:01 PM |
| 68 | Na   | 10/14/2022 12:00 PM |
| 69 | Restroom   | 10/14/2022 11:04 AM |
| 70 | Need new bathrooms   | 10/14/2022 11:03 AM |
| 71 | The upper park/pavilions at hole 18 at the muni. So outdated and could use better restrooms and playground equipment. There are still a lot of parties and family get togethers at those pavilions and they could be better. This would also improve the look of the golf course as well | 10/14/2022 11:00 AM |
| 72 | n/a  | 10/14/2022 10:57 AM |
| 73 | There are too many similar playgrounds underutilized. Some variety would be excellent.   | 10/14/2022 10:42 AM |
| 74 | What about outdoor music instruments?  | 10/14/2022 10:40 AM |
| 75 | Restrooms  | 10/14/2022 10:40 AM |
| 76 | Water fountains (if any) these are vital.  | 10/14/2022 10:16 AM |
| 77 | Restrooms and more security  | 10/14/2022 10:08 AM |
| 78 | None   | 10/14/2022 9:56 AM  |
| 79 | I do not know  | 10/14/2022 9:51 AM  |

# PUBLIC SURVEY RESULTS

Peru Parks & Recreation Master Plan

## Q20 How important is it for the city to provide adequate Parks & Recreation facilities and programs?

Answered: 119 Skipped: 45

| #  | RESPONSES   | DATE                |
|----|---|---------------------|
| 1  | I feel with out having something in place it allows a lot of delinquent behaviors from minors and makes family and communities bond together rather then bitter.              | 5/4/2023 4:43 PM    |
| 2  | Very  | 11/14/2022 12:04 PM |
| 3  | Very important - to bring growth one of the things people look at is the parks.   | 11/9/2022 8:32 AM   |
| 4  | Very  | 11/8/2022 7:30 PM   |
| 5  | Na  | 11/8/2022 3:04 PM   |
| 6  | Very important to keep people engaged   | 11/8/2022 2:55 PM   |
| 7  | Highly important  | 11/8/2022 2:46 PM   |
| 8  | Extremely important   | 11/8/2022 2:12 PM   |
| 9  | Very important - children need a safe place to play.  | 11/8/2022 12:50 PM  |
| 10 | Very, but we, also, need police or park employee presence. Too much vandalism, unsupervised children, drugs. They used to "close" the park after dusk and police enforced it. | 11/8/2022 12:41 PM  |
| 11 | 10/30   | 11/8/2022 11:50 AM  |
| 12 | It is good for people to use outside recreational areas.  | 11/8/2022 11:36 AM  |
| 13 | Very important to get more people coming to our city  | 11/8/2022 11:33 AM  |
| 14 | Very important  | 11/8/2022 11:32 AM  |
| 15 | 1 out of 10...10!   | 11/8/2022 11:30 AM  |
| 16 | Very for quality of life and things to keep the youth with things to do   | 11/8/2022 11:27 AM  |
| 17 | Very important  | 11/8/2022 11:21 AM  |
| 18 | Very. Not much to do in town besides drugs or go to parks.  | 11/8/2022 11:20 AM  |
| 19 | Very important if they're exciting and we have great events people come and use the facility but we don't   | 11/6/2022 8:39 AM   |
| 20 | Peru is already a dump! Great parks will upgrade the ambience of Peru.  | 11/3/2022 8:49 PM   |
| 21 | Very  | 11/3/2022 1:10 PM   |
| 22 | Extremely important. It helps build community, provide safe environments for the children to learn and play, and keeps kids active and not inside on screens.                 | 11/3/2022 12:25 PM  |
| 23 | Very  | 11/3/2022 6:18 AM   |
| 24 | It is a very important amenity and adds to the quality of life.   | 11/2/2022 8:23 PM   |
| 25 | Very important  | 11/2/2022 7:52 PM   |
| 26 | very important  | 11/2/2022 11:22 AM  |
| 27 | VERY, hopefully people will tell you and fill out this survey, if not keep pushing and moving forward. A lot of people just just dpeople don't utilize.                       | 11/2/2022 11:01 AM  |
| 28 | City sponsored activities are important.  | 11/2/2022 10:53 AM  |
| 29 | Any improvement in parks is an investment in everyone's health.   | 10/30/2022 9:49 PM  |

53 / 61

Peru Parks & Recreation Master Plan

|    |   |                     |
|----|---|---------------------|
| 30 | Very important investment in the community  | 10/26/2022 2:22 PM  |
| 31 | I think what the city is doing and has done is quite remarkable and appreciated at least by me and my grandson. So thank you all for working so hard to bring the community closer.   | 10/24/2022 6:52 AM  |
| 32 | Very important  | 10/23/2022 7:47 PM  |
| 33 | Very important  | 10/22/2022 10:30 AM |
| 34 | Very  | 10/20/2022 5:23 PM  |
| 35 | Very important. This will improve our health rates in Miami County encouraging outdoor activities for all ages on a regular basis.  | 10/19/2022 2:30 PM  |
| 36 | Very  | 10/19/2022 3:32 PM  |
| 37 | Very important  | 10/19/2022 10:10 AM |
| 38 | Extremely   | 10/18/2022 3:39 PM  |
| 39 | If making Parks& Recreation wasn't a goal for the city, you would not be asking in a survey. There are NO JOBS to keep people in the area. Can you focus on MAKING JOBS to keep skilled labor, and professionals?   | 10/18/2022 3:22 PM  |
| 40 | Very  | 10/18/2022 10:41 AM |
| 41 | Very! Too many kids stuck inside these days. It's important to give them things to do outside   | 10/18/2022 9:58 AM  |
| 42 | Very  | 10/18/2022 9:49 AM  |
| 43 | HUGE to promote quality of life for the community!  | 10/18/2022 8:19 AM  |
| 44 | I think it's a huge attraction to get people to move here.  | 10/18/2022 1:00 AM  |
| 45 | Very important  | 10/17/2022 11:29 PM |
| 46 | Important   | 10/17/2022 7:14 PM  |
| 47 | Very important for many reasons! Some of my best memories were at the park growing up. I lived in a mobile home community so there wasn't any place to run and ay except the park. Now as an adult I escape to the park at every lunch break to enjoy the nature and fresh air.   | 10/17/2022 6:58 PM  |
| 48 | VERY  | 10/17/2022 6:25 PM  |
| 49 | Very important  | 10/17/2022 5:50 PM  |
| 50 | utmost  | 10/17/2022 4:53 PM  |
| 51 | Na  | 10/17/2022 2:47 PM  |
| 52 | Very  | 10/17/2022 2:30 PM  |
| 53 | Very important! We all need to be outside from time to time. =)   | 10/17/2022 1:17 PM  |
| 54 | Very  | 10/17/2022 12:55 PM |
| 55 | Extremely   | 10/17/2022 11:42 AM |
| 56 | Very important for overall livability   | 10/17/2022 11:11 AM |
| 57 | very important  | 10/17/2022 10:49 AM |
| 58 | I think it's very important!  | 10/17/2022 10:24 AM |
| 59 | Extremely important. There isn't a lot of activities for our youth in Miami County. I would love to see an indoor playground that could be utilized in the winter or when the weather is bad. I tried to take my 6 year old to the YMCA and they don't have much a child that age can do to run off energy. Kids need a play area | 10/17/2022 10:20 AM |
| 60 | Very  | 10/16/2022 7:48 PM  |
| 61 | Very important  | 10/16/2022 5:08 PM  |
| 62 | Very important.   | 10/16/2022 3:31 PM  |

54 / 61



## Peru Parks &amp; Recreation Master Plan

|    |  |                     |
|----|--|---------------------|
| 63 | VERY! Mac park is beautiful but under utilized to say the least. So much potential with many possible improvements or additions!!!   | 10/16/2022 1:41 PM  |
| 64 | in a small town where people complain that there is nothing for the children it is extremely important!  | 10/16/2022 12:06 PM |
| 65 | Very important   | 10/15/2022 10:36 PM |
| 66 | Extremely  | 10/15/2022 8:32 PM  |
| 67 | Very important.  | 10/15/2022 8:27 PM  |
| 68 | Scale from 1-10 (low to high). 9   | 10/15/2022 9:07 PM  |
| 69 | If you want to have a fun and thriving city for people you must have recreation and activities for them or you have a dud of a city. When companies look for places to build factories they want things for there employees to do. | 10/15/2022 4:04 PM  |
| 70 | Facilities are very important. I am not interested in programs.  | 10/15/2022 1:02 PM  |
| 71 | Very important. If people aren't aware of what we have they will not use or support it. We all need to be healthier and get outside!   | 10/15/2022 11:21 AM |
| 72 | Very important   | 10/15/2022 10:54 AM |
| 73 | It is very important. It creates a sense of community if there are parks and other community facilities.   | 10/15/2022 7:40 AM  |
| 74 | It is extremely important. The parks provide entertainment for the youth and all families. If the parks do not provide people go elsewhere.  | 10/15/2022 7:37 AM  |
| 75 | Very important   | 10/15/2022 4:41 AM  |
| 76 | Very   | 10/15/2022 12:27 AM |
| 77 | Highly   | 10/15/2022 12:13 AM |
| 78 | It's very important....  | 10/14/2022 10:31 PM |
| 79 | VERY IMPORTANT!  | 10/14/2022 10:23 PM |
| 80 | Very important as a place for kids to find an outlet within nature. Makes them more aware of what is around them and how they can better treat their environment   | 10/14/2022 10:02 PM |
| 81 | Very   | 10/14/2022 9:15 PM  |
| 82 | I think keeping young kids active and having fun is great. Adults too but definitely the kids.   | 10/14/2022 8:52 PM  |
| 83 | Very, but it will all be destroyed.  | 10/14/2022 8:50 PM  |
| 84 | Very important and it's appreciated  | 10/14/2022 8:46 PM  |
| 85 | Programs bring the community together- we need to build on that  | 10/14/2022 8:07 PM  |
| 86 | ?  | 10/14/2022 8:05 PM  |
| 87 | Very important   | 10/14/2022 7:29 PM  |
| 88 | very   | 10/14/2022 7:26 PM  |
| 89 | Very important especially for the youth  | 10/14/2022 7:22 PM  |
| 90 | 10/10 Essential  | 10/14/2022 7:05 PM  |
| 91 | Many folks enjoy going to Mac Park for its scenery and the golf course. I'm addition, the river walk is beautiful.   | 10/14/2022 7:00 PM  |
| 92 | Priority   | 10/14/2022 6:35 PM  |
| 93 | Very. It helps people get outside and be involved in their community.  | 10/14/2022 4:49 PM  |
| 94 | Very important   | 10/14/2022 3:41 PM  |
| 95 | Very   | 10/14/2022 2:22 PM  |

55 / 61

## Peru Parks &amp; Recreation Master Plan

|     |  |                     |
|-----|--|---------------------|
| 96  | Very   | 10/14/2022 2:16 PM  |
| 97  | Very important   | 10/14/2022 2:02 PM  |
| 98  | Very important as it will help promote better living conditions, providing low/no cost entertainment options locally   | 10/14/2022 1:36 PM  |
| 99  | Very important   | 10/14/2022 1:27 PM  |
| 100 | Very.  | 10/14/2022 12:24 PM |
| 101 | Very important   | 10/14/2022 12:16 PM |
| 102 | Very important   | 10/14/2022 12:12 PM |
| 103 | Very important   | 10/14/2022 12:05 PM |
| 104 | Very   | 10/14/2022 12:01 PM |
| 105 | Very important   | 10/14/2022 12:00 PM |
| 106 | Very!!!  | 10/14/2022 11:04 AM |
| 107 | Somewhat important. I would love to take my children more, but time and behavior difficulties makes it hard  | 10/14/2022 11:03 AM |
| 108 | These facilities are all Peru has for kids of all ages to exercise and play. There are always people at the park facilities all over town. We continue to use them even as mediocre as they are currently. I have no doubt even more would use them if they were updated and provided more for our community | 10/14/2022 11:00 AM |
| 109 | Very, if you don't want people to go out of town for their recreation.   | 10/14/2022 10:57 AM |
| 110 | Very...it's defiantly something people look at when they are considering moving here, or providing job opportunities here. It represents what we have going on in Peru.  | 10/14/2022 10:52 AM |
| 111 | Adequate places for exercise and entertainment are extremely important to a community's well being. It increases health (both mental and physical), community growth, and resident connection.   | 10/14/2022 10:42 AM |
| 112 | Very. Kids need a place to play and be social  | 10/14/2022 10:40 AM |
| 113 | I feel Like if there was better watch more people would use it   | 10/14/2022 10:36 AM |
| 114 | It provides entertainment, activity, and exercise for all ages— pretty important   | 10/14/2022 10:33 AM |
| 115 | It is very important! These facilities and programs allow families from all walks of life a free atmosphere to get outside and get exercise or whatever they deem necessary. It is vital to keep these facilities up and running to keep Peru a community that people want to live in.                       | 10/14/2022 10:16 AM |
| 116 | Tremendously!  | 10/14/2022 10:14 AM |
| 117 | Nice parks and recreational facilities brings jobs. It is important our parks look like inviting places people want to use. Our current parks staff is doing a great job with the little funding they have. More funding needs to be given to this truly wonderful resource in our community.                | 10/14/2022 10:08 AM |
| 118 | Very important   | 10/14/2022 9:56 AM  |
| 119 | Very important   | 10/14/2022 9:51 AM  |

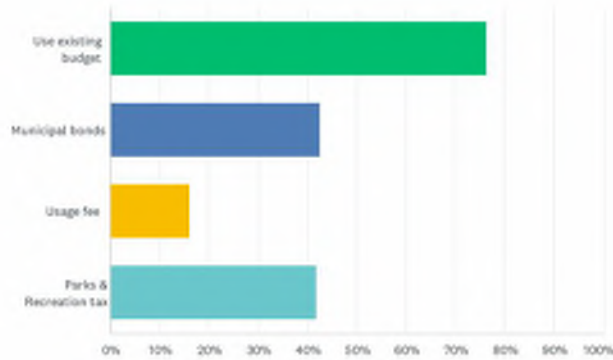
56 / 61

# PUBLIC SURVEY RESULTS

Peru Parks & Recreation Master Plan

Q21 After first applying for all available grants and donations, how would you like the city to pay for new amenities in the parks? (Check all that apply)

Answered: 151 Skipped: 18



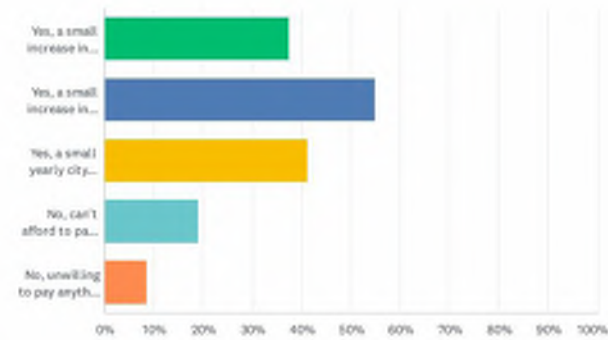
| ANSWER CHOICES         | RESPONSES |     |
|------------------------|-----------|-----|
| Use existing budget    | 70.16%    | 115 |
| Municipal bonds        | 42.38%    | 64  |
| Usage fee              | 15.89%    | 24  |
| Parks & Recreation tax | 41.72%    | 63  |
| Total Respondents: 151 |           |     |

57 / 61

Peru Parks & Recreation Master Plan

Q22 Are you willing to pay for improvements in the city parks system using any of the following methods? (Check all that apply)

Answered: 153 Skipped: 11

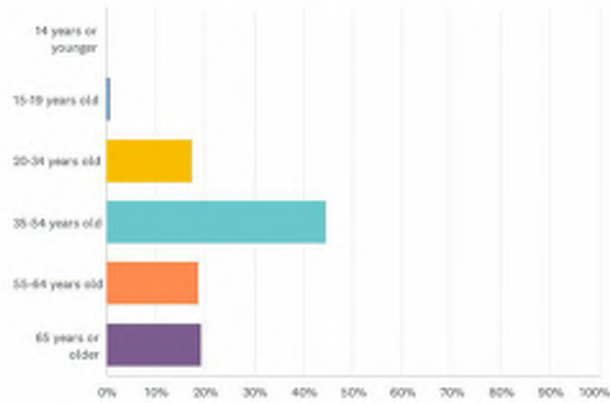


| ANSWER CHOICES                               | RESPONSES |    |
|--|-----------|----|
| Yes, a small increase in program fees        | 37.25%    | 57 |
| Yes, a small increase in shelter reservation | 54.90%    | 84 |
| Yes, a small yearly city park user tax       | 41.18%    | 63 |
| No, can't afford to pay anything for parks   | 18.95%    | 29 |
| No, unwilling to pay anything for parks      | 8.50%     | 13 |
| Total Respondents: 153                       |           |    |

58 / 61

## Q23 Which category below includes your age?

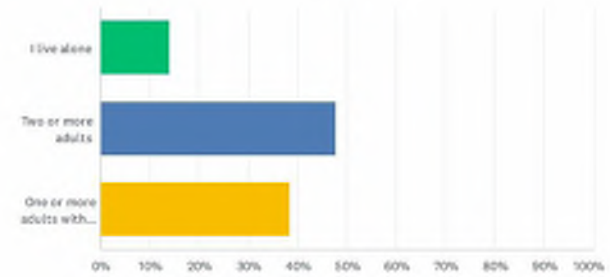
Answered: 157 Skipped: 7



| ANSWER CHOICES      | RESPONSES |     |
|---------------------|-----------|-----|
| 14 years or younger | 0.00%     | 0   |
| 15-19 years old     | 0.64%     | 1   |
| 20-34 years old     | 17.20%    | 27  |
| 35-64 years old     | 44.59%    | 70  |
| 55-64 years old     | 18.47%    | 29  |
| 65 years or older   | 19.11%    | 30  |
| TOTAL               |           | 157 |

## Q24 My household is best described as:

Answered: 159 Skipped: 5



| ANSWER CHOICES                            | RESPONSES |     |
|---|-----------|-----|
| I live alone                              | 13.84%    | 22  |
| Two or more adults                        | 47.80%    | 76  |
| One or more adults with children under 18 | 38.36%    | 61  |
| TOTAL                                     |           | 159 |

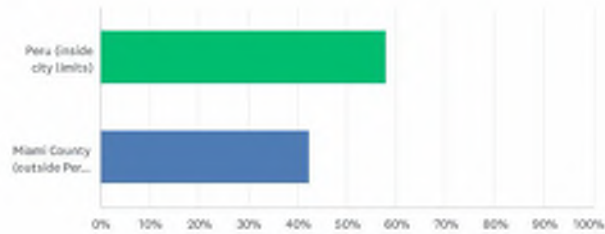


# PUBLIC SURVEY RESULTS

## Peru Parks & Recreation Master Plan

### Q25 Where do you live?

Answered: 154 Skipped: 10



| ANSWER CHOICES                          | RESPONSES  |
|---|------------|
| Peru (inside city limits)               | 57.79% 89  |
| Miami County (outside Peru city limits) | 42.21% 65  |
| <b>TOTAL</b>                            | <b>154</b> |

| #  | OTHER (PLEASE SPECIFY)   | DATE                |
|----|--|---------------------|
| 1  | Outside Miami county   | 11/6/2022 12:17 PM  |
| 2  | #22 is stupid and does not allow an answer. The parks should be funded by city AND county funds. | 11/3/2022 8:49 PM   |
| 3  | Jefferson township   | 10/19/2022 10:10 AM |
| 4  | I live in Rochester. And own Breakaway Bike Shop   | 10/18/2022 10:41 AM |
| 5  | Outside of Peru (I work in Peru)   | 10/17/2022 4:50 PM  |
| 6  | Other county nearby  | 10/16/2022 1:02 PM  |
| 7  | Parkview Heights Area  | 10/15/2022 4:41 AM  |
| 8  | Lived on 7th street til 5yrs ago   | 10/14/2022 10:31 PM |
| 9  | In neighbor county   | 10/14/2022 10:40 AM |
| 10 | I wonder if a fee could be applied to county residences like the solid waste fee?                | 10/14/2022 10:08 AM |



# FUNDING SOURCES

## INDIANA DEPARTMENT OF NATURAL RESOURCES (IDNR)

| Grant                                       | Eligibility  | Project Types   | Grant Limits  | Notes  |
|---|--|---|---|--|
| Next Level Trails                           | Local Government, Non-profit organizations. Must fulfill at least one of the following roles:<br>- Own (or acquire) the trail corridor<br>- Manage and maintain the trail once developed<br>- Oversee and manage trail construction through completion | All non-motorized trails<br>Multi-use trails (consideration)<br>Trails must be open to the public   | \$200,000 - \$5,000,000 (20% match can include land value, and in-kind donations) | DNR: State Parks: Next Level Trails (in.gov)                   |
| Historic Preservation Fund                  | Municipal government entities, educational institutions, not for profit organizations  | Architectural and historical archaeological, and acquisition and development (rehabilitation)   | \$35,000 - \$50,000 (50% match)   | DNR: Historic Preservation & Archaeology: Grants (in.gov)      |
| Land and Water Conservation Fund (LWCF)     | Parks and Recreation Boards with a current 5-year parks master plan  | Primarily acquisition but also funds various park/recreation  | \$50,000 - \$500,000 (50% match)  | DNR: State Parks: Land and Water Conservation Fund (in.gov)    |
| Indiana Trails Program                      | Government agencies, non-profit organizations  | Land acquisition and trail development and amenities  | \$100,000 - \$400,000 (20% match)   | DNR: State Parks: Indiana Trails Program FAQs                  |
| Wabash River Heritage Corridor Fund (WRHCF) | Units of Governments (preferably Park Boards) and 501(c)(3) not-for-profits. Projects must be located in one of the 19 counties along the Wabash River Corridor  | Conservation and recreational development projects  | \$50,000 - \$150,000 (20% match)  | DNR: State Parks: Wabash River Heritage Corridor Fund (in.gov) |
| Community and Urban Forestry Grant          | Local governments and 501(c)(3) non-profit organizations   | Tree Inventory or Urban Tree Canopy Assessment; Management/Response Plan; Education/Training; New Tree Planting; Community Education/Awareness Events | \$1,000 - \$20,000 (1 to 1 match)   | DNR: Forestry: Community & Urban Forestry Grants (in.gov)      |

## ECONOMIC DEVELOPMENT ADMINISTRATION

| Grant  | Eligibility  | Project Types  | Grant Limits            | Notes                         |
|--|--|--|-------------------------|-------------------------------|
| 2020 Public Works and Economic Adjustment Assistance Program | Private institutions of higher education<br>County governments<br>Native American tribal governments (Federally recognized)<br>State governments<br>Public and State controlled institutions of higher education<br>Nonprofits having a 501(c)(3) status with the IRS, other than institutions of higher education<br>Nonprofits that do not have a 501(c)(3) status with the IRS, other than institutions of higher education<br>Special district governments<br>Others (see text field entitled "Additional Information on Eligibility" for clarification)<br>City or township governments | Construction, planning, technical assistance, projects designed to leverage existing regional assets and support the implementation of economic development strategies that advance new ideas and creative approaches to advance economic prosperity in distressed communities including those negatively impacted by changes to the coal economy. | \$100,000 - \$3,000,000 | View Opportunity   GRANTS.GOV |



# INDIANA HOUSING AND COMMUNITY DEVELOPMENT AUTHORITY (IHCDA)

| Grant                          | Eligibility   | Project Types   | Grant Limits                    | Notes  |
|--------------------------------|---|---|---------------------------------|--|
| CreatlNg Places                | Non-profit entities and Local Units of Government.  | Streetscape beautification & walkability<br>Public plaza development/activation<br>Access to public amenities (river walks, pier enhancements, etc.)<br>Farmer’s markets, community kitchens, pop-up retail/incubator spaces (community or non-profit)<br>Park enhancements<br>Bike & pedestrian paths<br>Community theater rehabilitation (community or non-profit)<br>Public wi-fi<br>Placebranding (way-finding, place signage, etc.)<br>Event implementation<br>Other projects that activates public space or a community place (decided on a case by case basis)                           | \$5,000 - \$50,000<br>50% match | <a href="https://www.in.gov/myihcda/2602.htm">https://www.in.gov/myihcda/2602.htm</a><br><a href="https://www.in.gov/ihcda/placemaking-indiana/creating-places/">https://www.in.gov/ihcda/placemaking-indiana/creating-places/</a>                                   |
| My Community My Vision         | Indiana school corporations and communities   | Community gardens, bike share programs, farmer’s markets, and other programs students want to see in their communities.   | \$5,000                         | <a href="https://www.in.gov/ihcda/placemaking-indiana/my-community-my-vision/">https://www.in.gov/ihcda/placemaking-indiana/my-community-my-vision/</a>  |
| Community Services Block Grant | Non-profit community organizations and governmental entities that work to alleviate poverty in the US | Employment and job skills training<br>Food and nutrition assistance<br>Child development programs, including Head Start and center-based day care<br>Individual and family self-sufficiency initiatives<br>Youth development<br>Fuel and energy assistance<br>Domestic violence prevention, counseling and emergency assistance<br>Emergency assistance such as, temporary shelter, food, medical assistance, clothing, conflict resolution<br>Affordable housing and homeownership opportunities<br>Assistance to homeless and “at-risk” families and individuals<br>Transportation assistance |                                 | <a href="https://www.in.gov/myihcda/2536.htm">https://www.in.gov/myihcda/2536.htm</a><br><a href="https://www.in.gov/ihcda/program-partners/community-services-block-grant-csbg/">https://www.in.gov/ihcda/program-partners/community-services-block-grant-csbg/</a> |

# FUNDING SOURCES

| INDIANA STATE HEALTH DEPARTMENT (ISHD)                                      |  |   |  |   |
|---|--|---|--|---|
| Grant   | Eligibility  | Project Types   | Grant Limits   | Notes   |
| Bicycle and Pedestrian Master Plan  | Communities and non-profits<br>Plan preparation in house or via consultant | Communities under 15,000 can receive \$10,000<br>Communities over 15,000 can received \$20,000  | 50/50 - does not include in-kind labor, construction documents, implementation activities, equipment, or construction. | AT-A-GLANCE (in.gov)<br><br><a href="https://www.in.gov/indot/current-programs/trails-and-greenways/bicycle-and-pedestrian-program/">https://www.in.gov/indot/current-programs/trails-and-greenways/bicycle-and-pedestrian-program/</a><br><br><a href="https://nccd.cdc.gov/nccdsuccessstories/TemplateThree.aspx?s=12653&amp;ds=1">https://nccd.cdc.gov/nccdsuccessstories/TemplateThree.aspx?s=12653&amp;ds=1</a><br><br><a href="https://www.in.gov/health/dnpa/grants-and-resources/">https://www.in.gov/health/dnpa/grants-and-resources/</a> |
| Tactical Urbanism Demonstration Projects - Supporting Active Transportation | Incorporated communities in Indiana  | Temporary bicycle and pedestrian safety demonstration projects that lead to long-term changes.<br>Purchase and deployment of pop-up traffic calming equipment that can be shared with other communities or neighborhoods.<br>Temporary traffic calming projects, such as curb extensions, traffic circles, high visibility crosswalks, and chicanes.<br>Temporary protected bike lanes, pedestrian lanes, parklets, "safety town" type projects to teach children safe walking and bicycling, and other similar facilities. | Maximum \$10,000 (for each community and can include multiple projects)  | <a href="https://www.in.gov/health/dnpa/grants-and-resources/">https://www.in.gov/health/dnpa/grants-and-resources/</a>   |

# OFFICE OF COMMUNITY AND RURAL AFFAIRS (OCRA)

| Grant   | Eligibility   | Project Types   | Grant Limits   | Notes   |
|---|---|---|--|---|
| Comprehensive Plans, Downtown Revitalization Plans, Economic Development Plans, Environmental Infrastructure Studies, Public Facilities | Benefit an area or clientele whose population is at least 51% low- and moderate-income<br>Aid in prevention or elimination of slums or blight   | They meet a goal of the Federal Act (Section 105 (a) of the Housing and Community Development Act of 1974)<br>The particular planning project addresses established long-term community priorities;<br>The funds granted will have a significant impact on the overall project;<br>The community has demonstrated a strong commitment to the project and its sustainability; and<br>The project is ready to proceed upon grant award and will be completed within 12 months.  | Varies by plan - see website.<br><br>Communities must commit at least 10% of the total project cost. | <a href="https://www.in.gov/ocra/2371.htm">https://www.in.gov/ocra/2371.htm</a>           |
| Quick Impact Place-based Grant (QulP)   | Community groups or organizations<br>Local units of government<br>Designated Indiana Main Street program<br>Non-profit organization (501 (c)(3) status)<br>Schools (all schools including elementary through high school, college, university, trade and vocational)<br>Each applicant must have the legal right or allowance to alter, change, add to any structure or place in the project scope – documentation of ownership or approval of stated activity must be submitted with application-copy of successful bidder registration should be included with the attachments at the end of the application.<br>Each applicant must be able to serve as a fiscal agent and register with the State as a bidder. The bidder process necessitates a bank account in the name of the lead applicant or organization | Alley activation/ art alley<br>Creative project to showcase community identity<br>Enhancement of existing or underutilized public assets into a new or usable space<br>Interactive life-size games or game sheds for public use<br>Pop-up public gathering spots<br>Transforming vacant store fronts<br>Project-based learning<br>Decoration or transformation of vacant store fronts<br>Shipping container re-purpose<br>Public Art project that showcases the community identity to include:<br>Mural;<br>Sculpture;<br>Artwork on electrical boxes, trashcans, dumpsters, benches, bridges or other existing objects;<br>Artwork in or on store front (business, library, etc.) windows;<br>Artistic lighting installation;<br>Crosswalk art;<br>Artist designed and fabricated bicycle racks or benches;<br>Yarn bombing (e.g., trees);<br>Artist designed and fabricated wayfinding. | \$2,500 - \$5,000<br><br>1 to 0.5 match (cash, in kind donations/ both)                              | <a href="https://www.in.gov/ocra/quipgrant.htm">https://www.in.gov/ocra/quipgrant.htm</a> |



# FUNDING SOURCES

## MISCELLANEOUS

| Grant   | Eligibility  | Project Types   | Grant Limits  | Notes  |
|---|--|---|---|--|
| Indiana Trails Fund   | Indiana Trails Fund is an Indiana 501(c)(3), a not for profit corporation, established in 1994 to acquire and holds trail corridor lands and funds for trail development.  | Land acquisition and trail development  | N/A - Will sell land back at discount to local gov or trail group   | <a href="https://www.indianatrails.org/about-1">https://www.indianatrails.org/about-1</a>  |
| People for Bikes Community Grant Program  | Local governments and non-profit organizations   | Bike infrastructure projects and targeted advocacy initiatives that make it easier and safer for people of all ages and abilities to ride. Project types: bike paths, lanes, trails, and bridges; mountain bike facilities; bike parks and pump tracks; BMX facilities; end-of-trip facilities such as bike racks, bike parking, bike repair stations and bike storage.   | Up to \$10,000<br>No specific match percentage required   | <a href="https://www.peopleforbikes.org/grants">https://www.peopleforbikes.org/grants</a>  |
| Indiana Arts Commission - Regional Arts Partners (RAP) Arts Project Support (APS) | Governments, schools, and non-profits  | To provide the general public access to quality arts activities, with special attention to underserved communities and support for local or Indiana artists who are a vital part of Indiana's economy and community life. Projects include one-time art events, a single performance, and exhibition an educational workshop, or a series of related arts activities such as art classes or training sessions that are open to the public.  | Up to \$5,000<br>No match required  | <a href="https://www.in.gov/arts/programs-and-services/funding/">https://www.in.gov/arts/programs-and-services/funding/</a><br><a href="https://www.in.gov/arts/programs-and-services/funding/arts-project-support/">https://www.in.gov/arts/programs-and-services/funding/arts-project-support/</a> |
| Subaru of Indiana Automotive, Inc. SIA Foundation                                 | Indiana non-profit organizations, governments, institutions or entities that will improve the quality of life and help to meet the needs of the residents of Indiana.  | Capital projects in the areas of Arts and Culture, Education, and Health and Welfare  | \$1,000 to \$15,000<br>Match requirements unknown   | <a href="https://siafoundation.wixsite.com/sia-foundation">https://siafoundation.wixsite.com/sia-foundation</a><br><a href="https://siafoundation.wixsite.com/sia-foundation/apply">https://siafoundation.wixsite.com/sia-foundation/apply</a>   |
| American Academy of Dermatology Association AAD Shade Structure Grant             | Local schools and non-profit organizations   | Installation of permanent shade structures  | \$8,000   | <a href="https://www.aad.org/public/public-health/shade-structure-grants">https://www.aad.org/public/public-health/shade-structure-grants</a>  |
| Kroger Community Rewards Program  | Local organizations  | This program makes fundraising easy by donating to local organizations based on the shopping you do every day. Once you link your Card to an organization, all you have to do is shop at Kroger and swipe your Shopper's Card. Any transactions moving forward using the Shopper's Card number associated with your digital account will be applied to the program, at no added cost to you.  | Unknown   | <a href="https://www.kroger.com/i/community/community-rewards">https://www.kroger.com/i/community/community-rewards</a>  |
| South Central Indiana REMC Operation RoundUp                                      | Charitable organizations within REMC service area: Morgan, Monroe, Owen, Brown, Putnam, Clay, and Johnson counties   | Assistance with food, shelter, health, safety, and education needs  | Unknown   | <a href="https://www.sciremc.com/community/operation-roundup/">https://www.sciremc.com/community/operation-roundup/</a>  |
| GameTime Playground Funding   | Multiple grants available - view PDF link for details  | Varies  | Varies  | Playground Funding Guide   Funding Tool   GameTime   |
| Lilly Endowment - College and Community Collaboration (CCC)                       | Indiana colleges and universities that have physical campuses in Indiana and offer four-year degree programs are invited to submit proposals to enhance quality of life and place in their communities. A college or university must participate in the initiative's noncompetitive planning phase to be eligible to submit a proposal for the competitive implementation phase. | Efforts to revitalize areas within walking distance from college or university campuses that include retail, office and residential spaces; and collaborations among higher education institutions, neighborhood associations and development partners to renovate or expand various types of housing units in neighborhoods close to college and university campuses. Projects that solely or principally benefit colleges or universities (e.g., residence halls, laboratories, classrooms) are outside the scope of this initiative. | Phase 1: up to \$250,000 for planning activities<br>Phase 2: up to \$25,000,000 for implementation grants | <a href="https://lillyendowment.org/wp-content/uploads/2023/02/ccr-rfp.pdf">https://lillyendowment.org/wp-content/uploads/2023/02/ccr-rfp.pdf</a>  |